



2022

Rhode Island Student Survey

Region 5
East Bay

Author: Hailey Voyer

**BARRINGTON BRISTOL–WARREN BURRILLVILLE
COVENTRY CRANSTON CUMBERLAND
EAST PROVIDENCE EXETER–WEST GREENWICH
JOHNSTON LITTLE COMPTON MIDDLETOWN
NEWPORT NORTH KINGSTOWN
NORTH PROVIDENCE PAWTUCKET
PORTSMOUTH SCITUATE SMITHFIELD
SOUTH KINGSTOWN TIVERTON WARWICK
WEST WARWICK WOONSOCKET**

Participating School Districts in 2022. Note: Providence School District not included in survey.



Background

The Rhode Island Student Survey (RISS) is a collaboration among the Rhode Island Department of Behavioral Healthcare, Developmental Disabilities and Hospitals (RI BHDDH), the Rhode Island Department of Health (RIDOH), and the Rhode Island Department of Education (RIDE). The RISS is administered every other year and examines risk and prevalence of substance use, bullying, depression, suicide, and violence among Rhode Island youth in middle and high schools.¹

Purpose

The intention and purpose of the RISS is to identify areas where there are strengths that can be built upon and to put additional resources to those areas that need improvement. There are other surveys administered in schools, but most do NOT allow for the ability to analyze data at the school district or community level. This data is crucial for planning and evaluating prevention services especially when resources are so scarce. It is imperative to have community level data in order to apply for and receive federal funds.


RISS Data Collection

The RISS was administered from 3/11/2022 to 6/11/2022. In Region 5 (East Bay), 4,036 students from 3 school districts and 7 schools completed the survey. The RISS currently has sixty-nine (69) questions. There is no personally identifiable information associated with the RISS. Local parent permission procedures were followed before administration, including informing parents that their child's participation was voluntary. The questions are arranged in a particular way and explore specific topic areas. The questions are also asked across several domains such as the individual, peers, family, school, and community. The RISS is offered in Spanish and English. It is an online survey that takes approximately 30 minutes or less to complete. Each student who participates in the RISS receives an informational brochure with supportive resource information.

Results of the survey are reviewed in aggregate tables, not at the individual level. The data is not meant to identify individuals. To be included in the final reports, each grade at a school needs to have at least 60% of their students complete the survey. This participation requirement further protects students from potentially being identified by the way in which they respond to the questions. It also ensures that the results are an accurate representation of the student population. RISS 2020 and 2022 survey data were compared using a two-proportion z-test, which measures potential differences in proportions between two groups. Results were considered statistically significantly different if p-value < 0.05. Statistical comparisons between survey administration years do not control for potential differences in participating schools

¹ Public and private schools within Rhode Island participated.

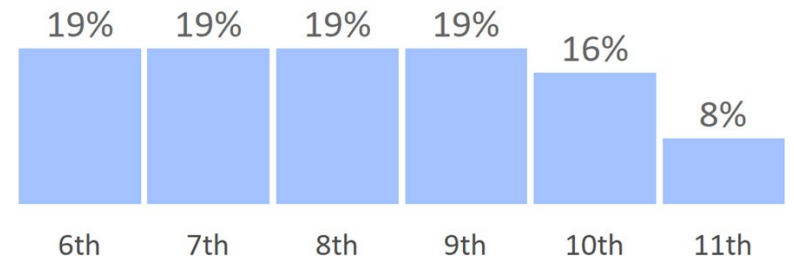
Demographics



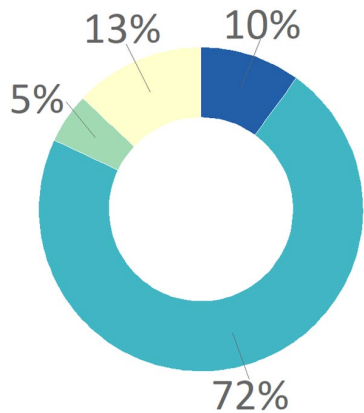
4,036

students participated
in the survey

Grade

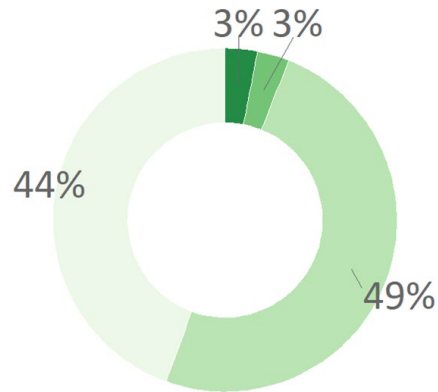


Sexual Orientation



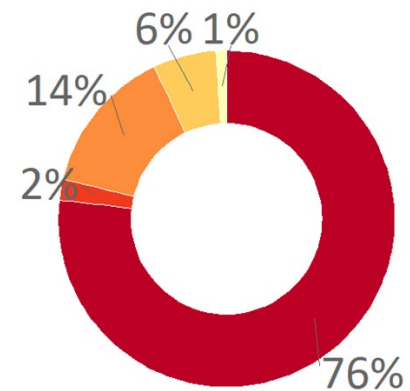
- Bisexual
- Gay or Lesbian
- Heterosexual
- Not Sure

Gender Identity



- Female
- Male
- Other
- Prefer not to answer

Race



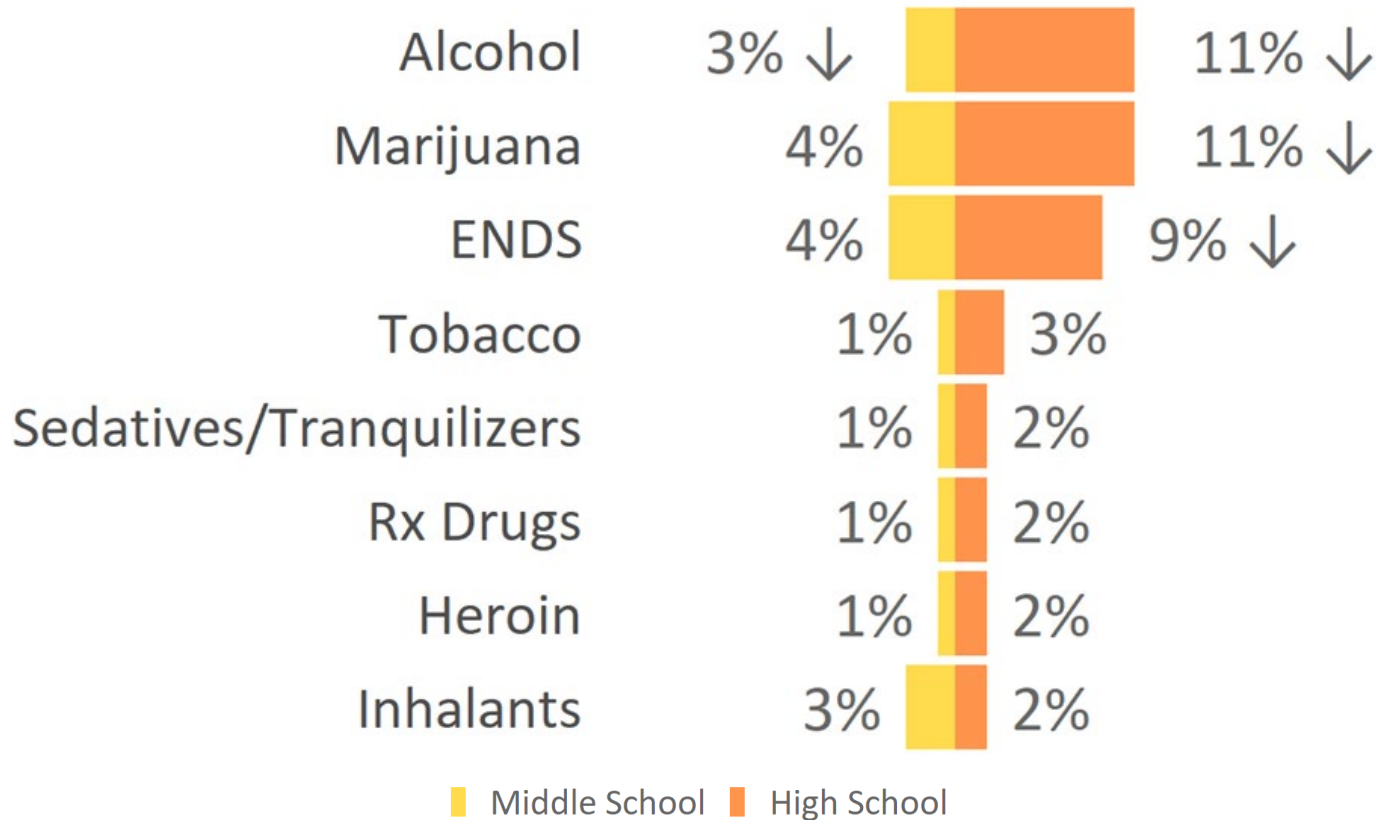
- American Indian/Alaska Native
- Asian American
- Black/African American
- Native Hawaiian and other Pacific Islander
- White

127 (3%) of students identified as transgender



Substance Use

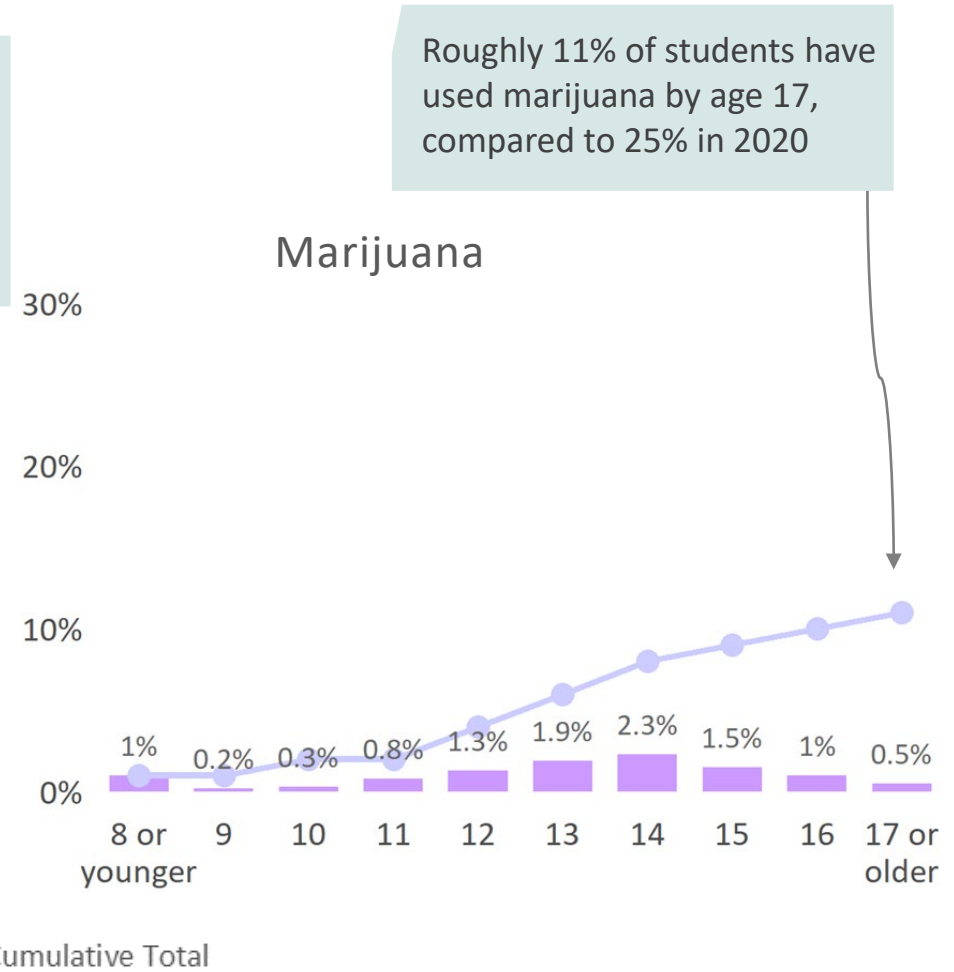
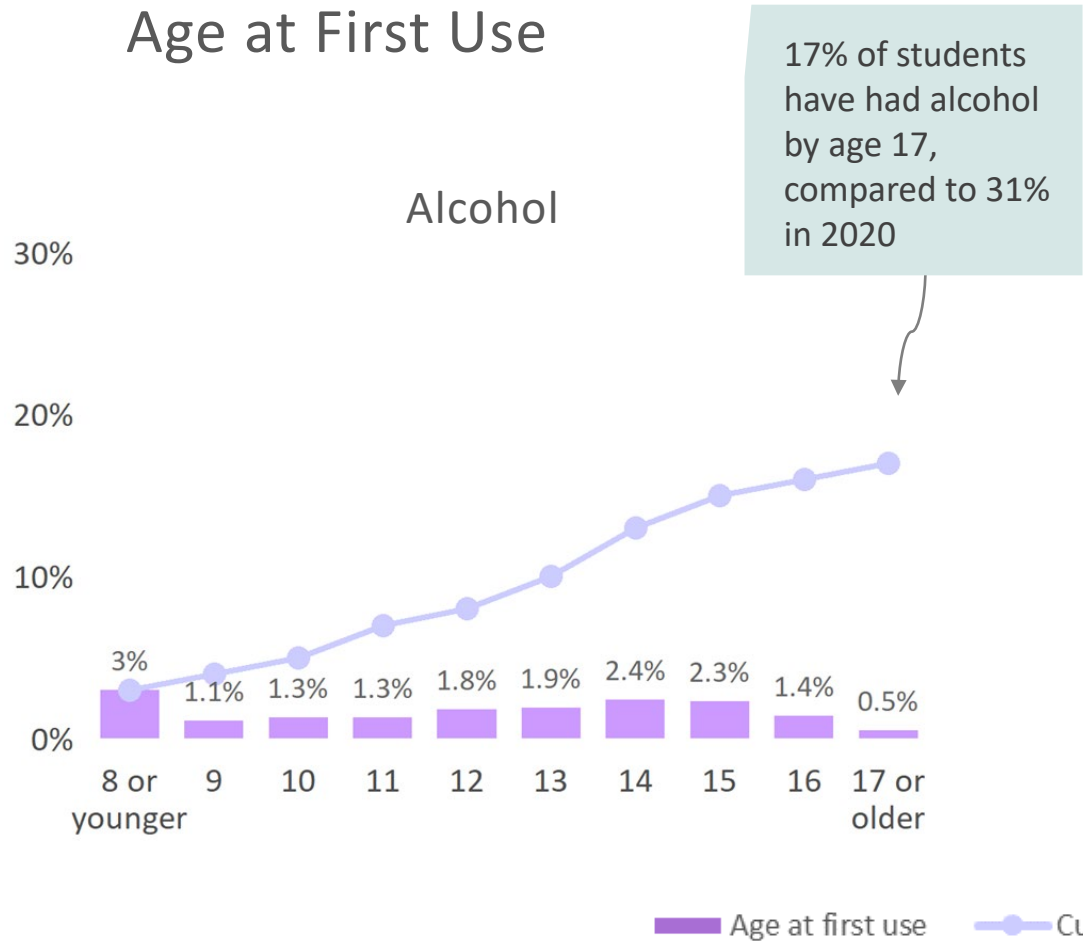
Past 30-Day Use



Among high school students, there was a statistically significant decrease in use of alcohol, marijuana, and Electronic Nicotine Delivery Systems (ENDS), also known as e-cigarettes or vape pens or devices.

Substance Use

Age at First Use



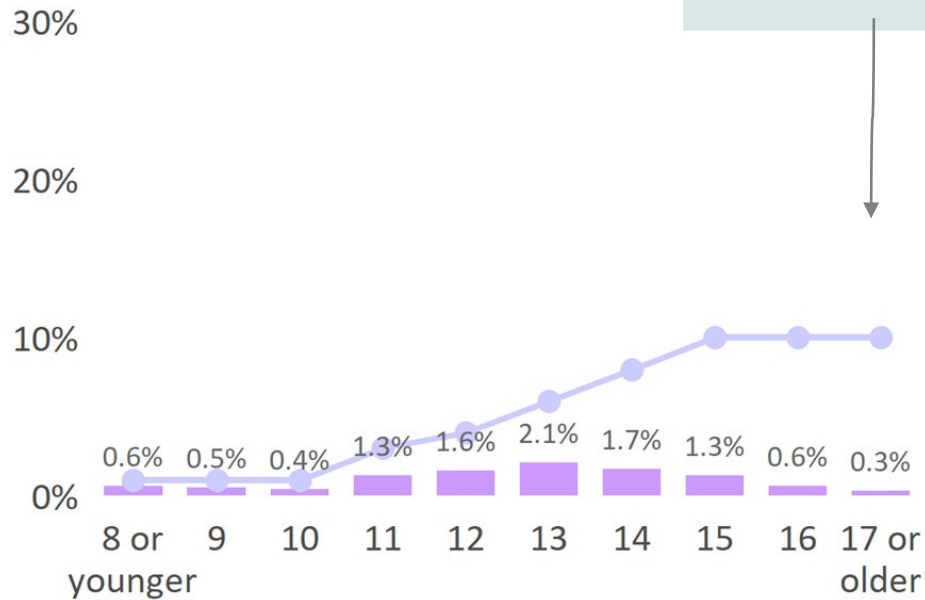
On average, students reported using alcohol and marijuana for the first time between ages 12-15.



Substance Use

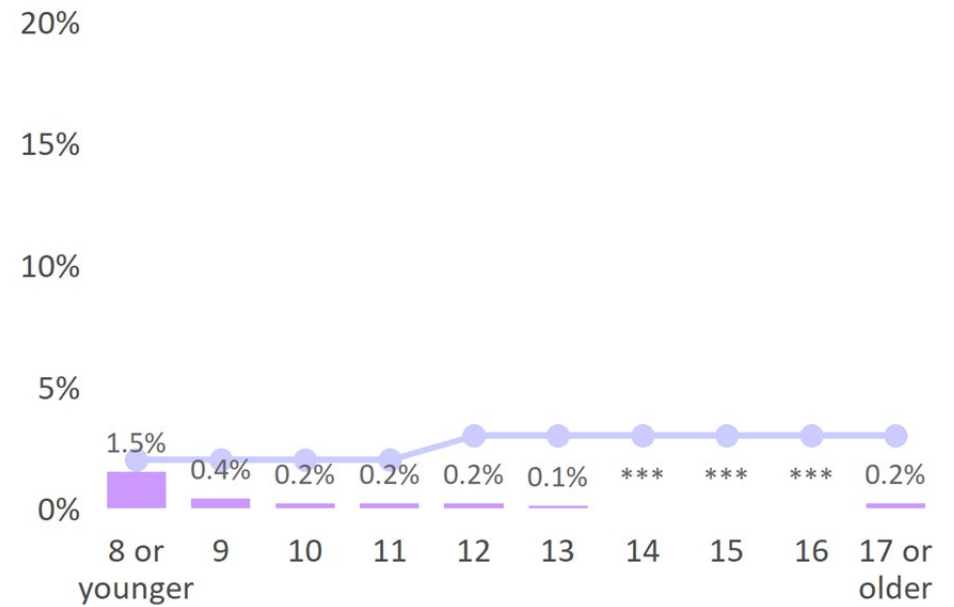
Age at First Use

ENDS



10% of students have used ENDS by age 17, compared to 22% in 2020

Inhalants



On average, students reported using inhalants for the first time at 8 years or younger, compared to ages 12-14 for ENDS.

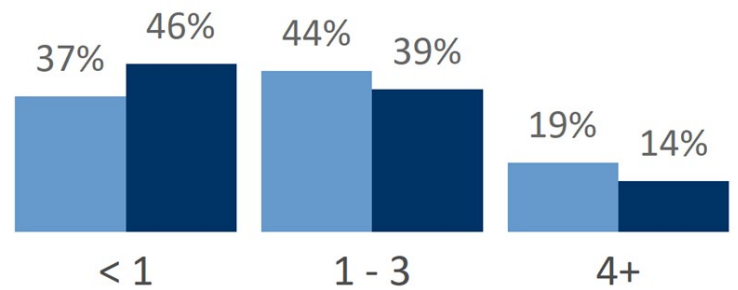
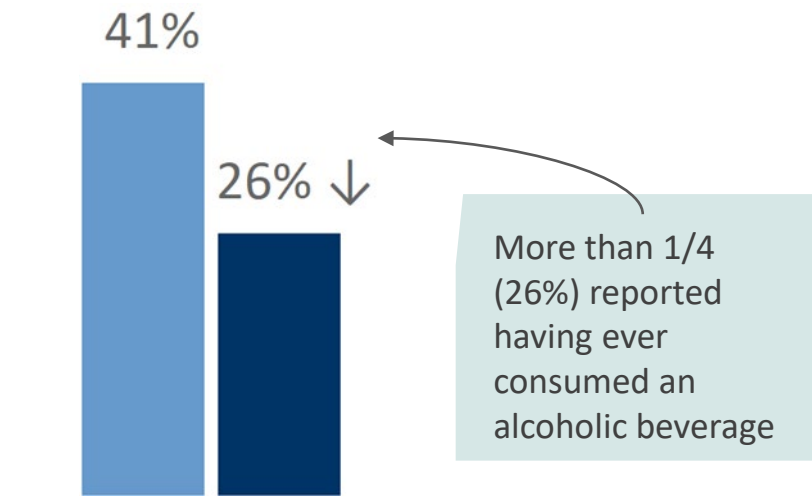


***Suppressed due to low frequency

Access and Availability*

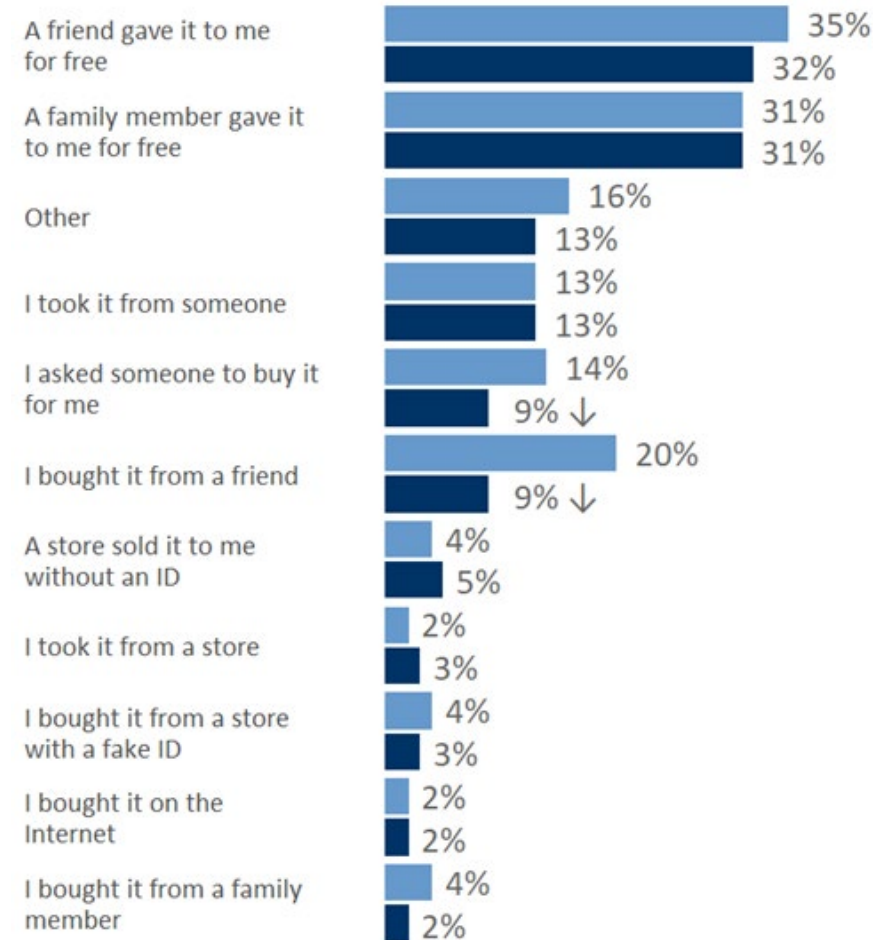
Alcohol

Among high school students...



High school students are consuming less drinks on average compared to previous years.

Most reported obtaining alcohol from a friend for free



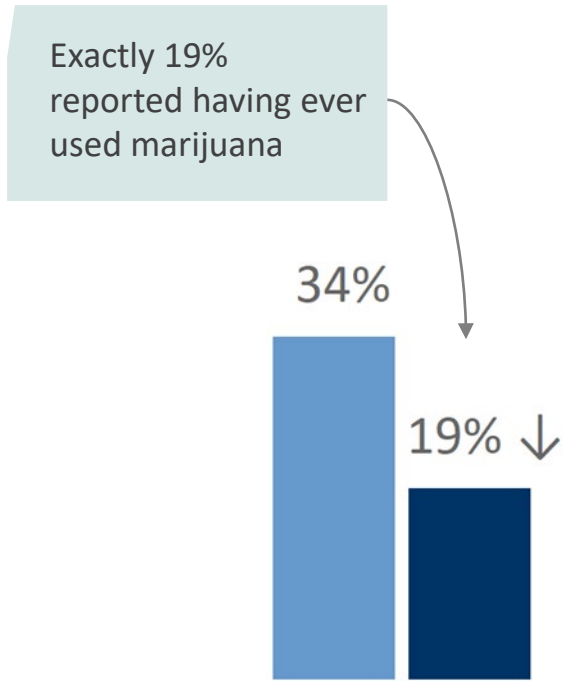
*Questions regarding access to substances are “select all that apply”, thus percentages likely do not add up to 100%



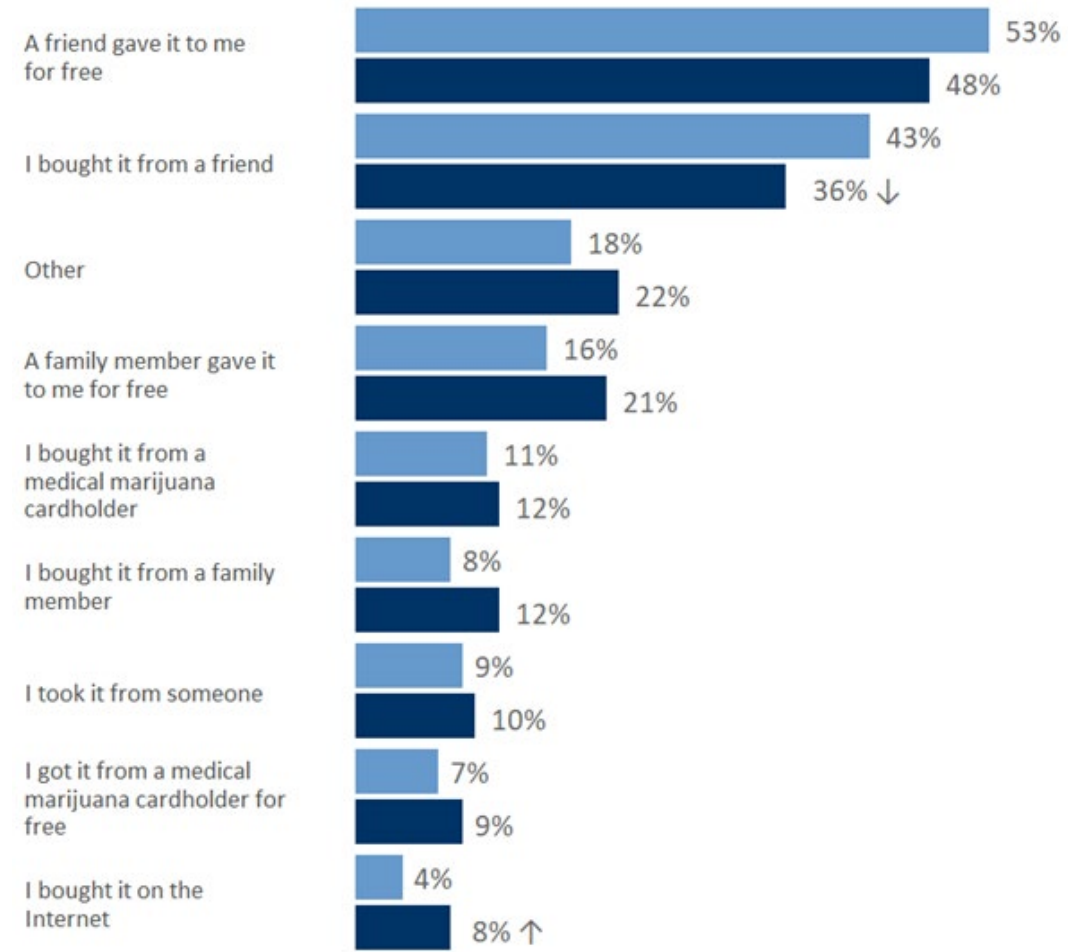
Access and Availability*

Marijuana

Among high school students...



Most students reported obtaining marijuana from a friend for free



*Questions regarding access to substances are “select all that apply”, thus percentages likely do not add up to 100%

■ 2020 ■ 2022



↑ Statistically significant increase compared to RISS 2020
 ↓ Statistically significant decrease compared to RISS 2020

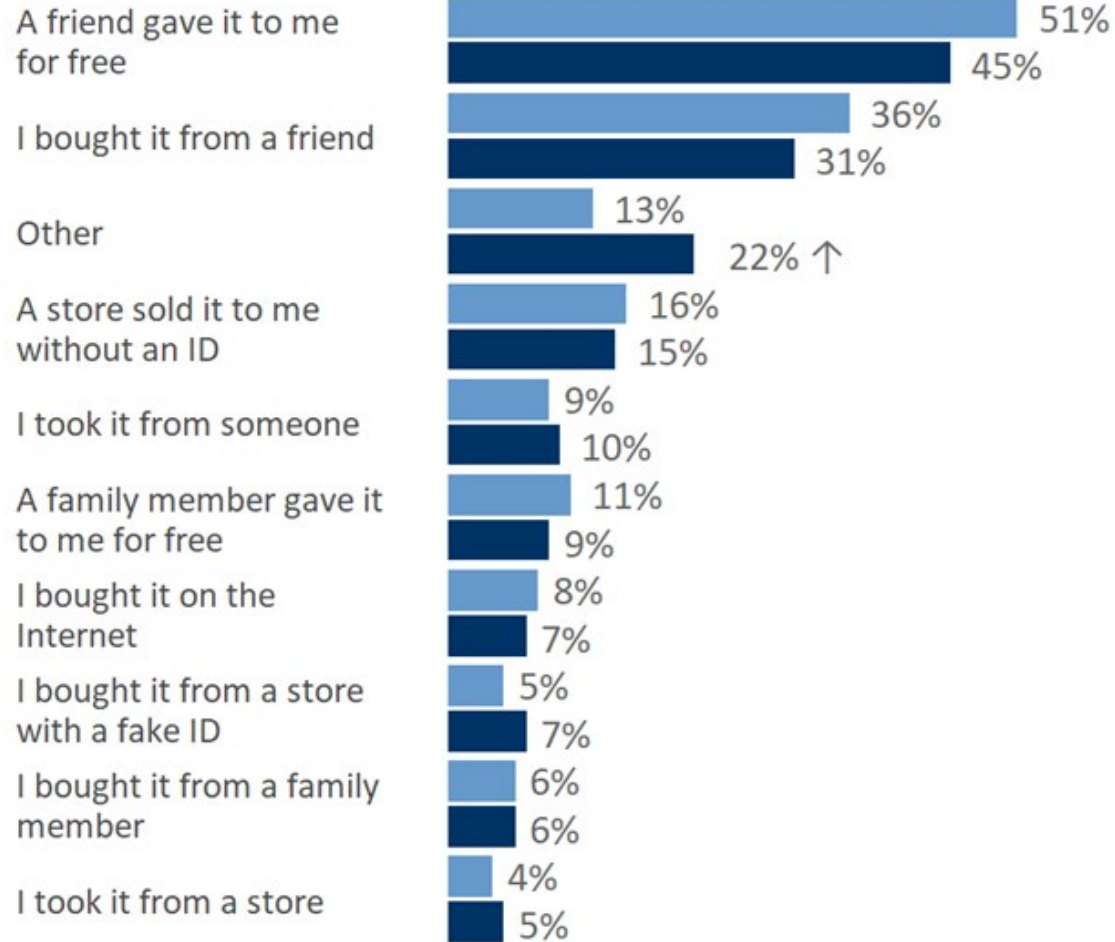
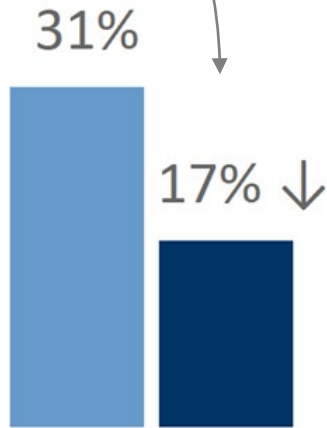
Access and Availability*

Most students reported obtaining ENDS from a friend for free

ENDS

Among high school students...

Exactly 17% reported having ever used ENDS



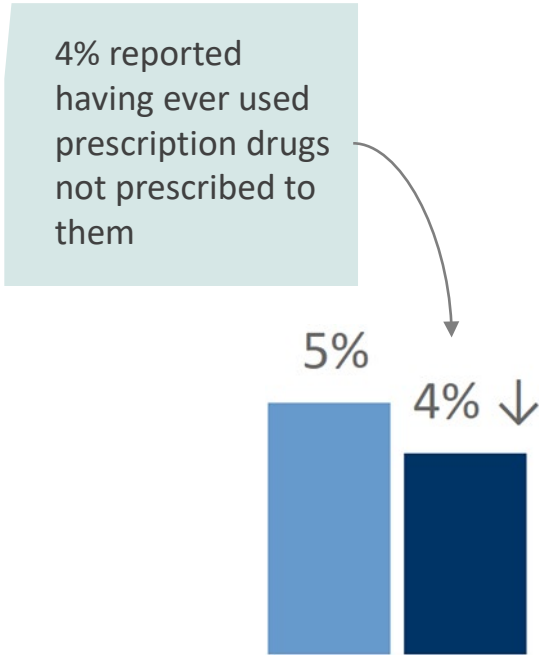
*Questions regarding access to substances are “select all that apply”, thus percentages likely do not add up to 100%



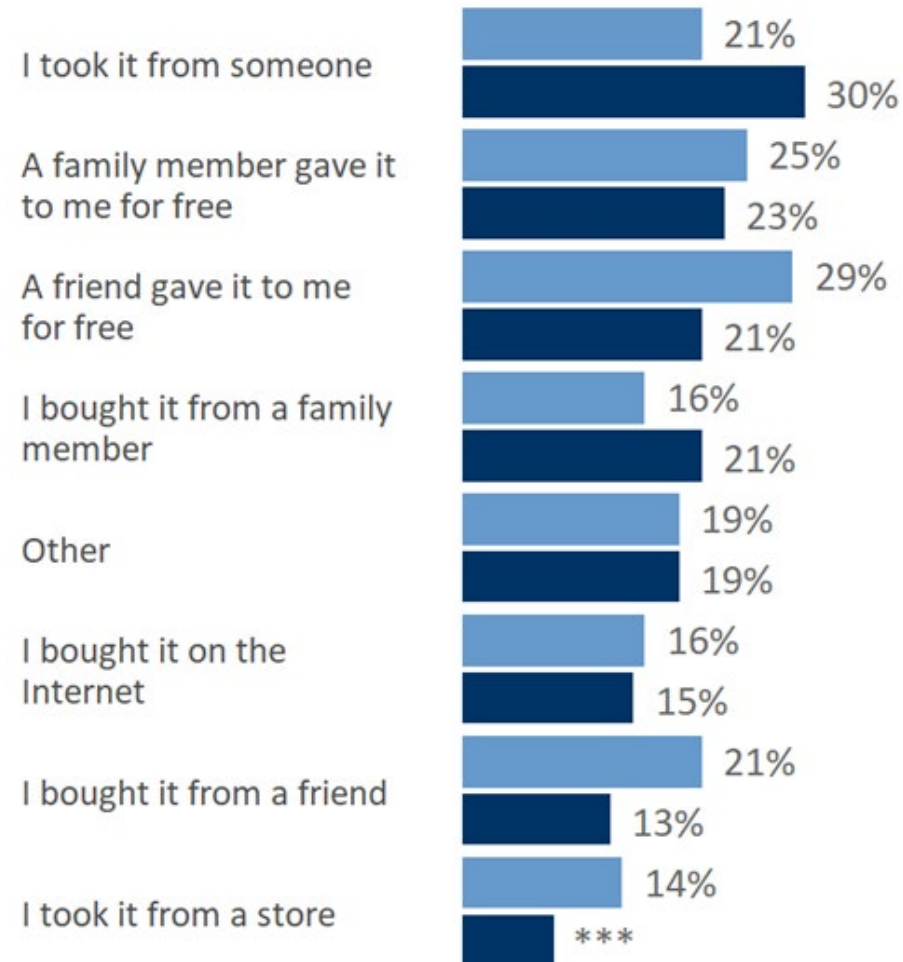
Access and Availability*


Prescription Drugs

Among high school students...



Most students reported obtaining prescription drugs by taking them from someone

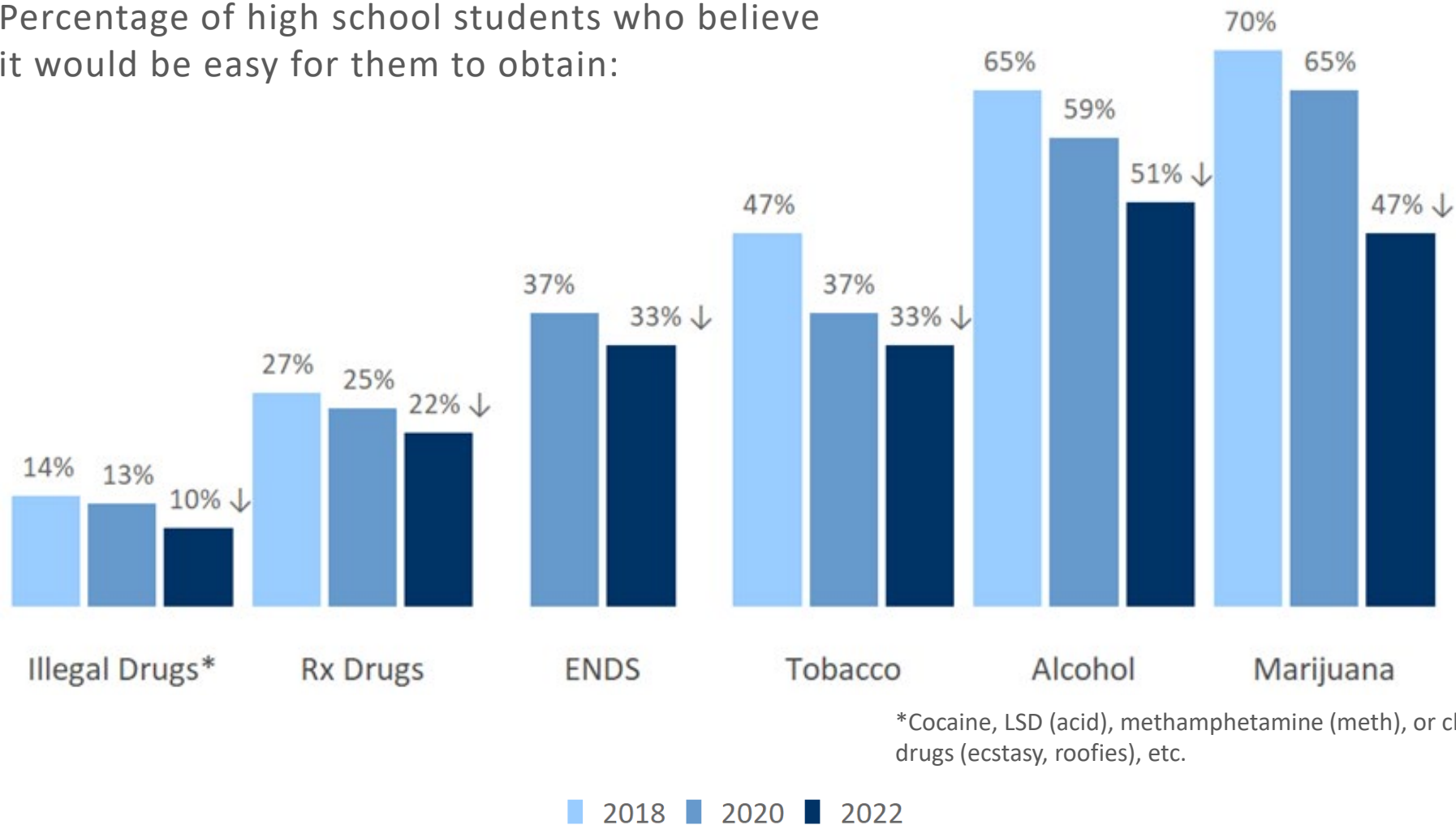


 Students reporting use of prescription drugs not prescribed to them listed pain relief pills, ADHD medications, and sedatives

*Questions regarding access to substances are “select all that apply”, thus percentages likely do not add up to 100%

Access and Availability

Percentage of high school students who believe it would be easy for them to obtain:

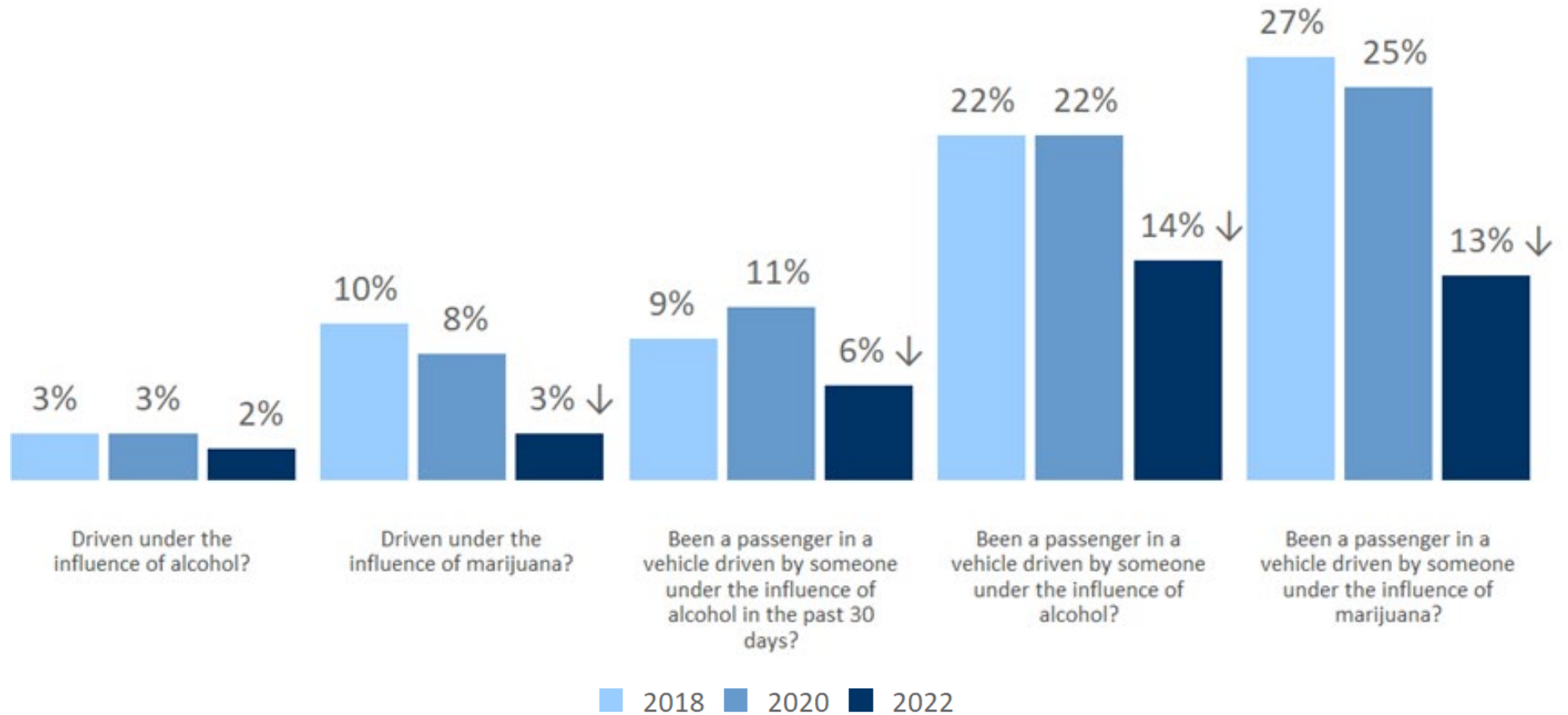


*Cocaine, LSD (acid), methamphetamine (meth), or club drugs (ecstasy, roofies), etc.

The percentage of students reporting ease of obtaining substances has significantly decreased for all substances since 2020.

Under the Influence

Percentage of high school students who have ever:



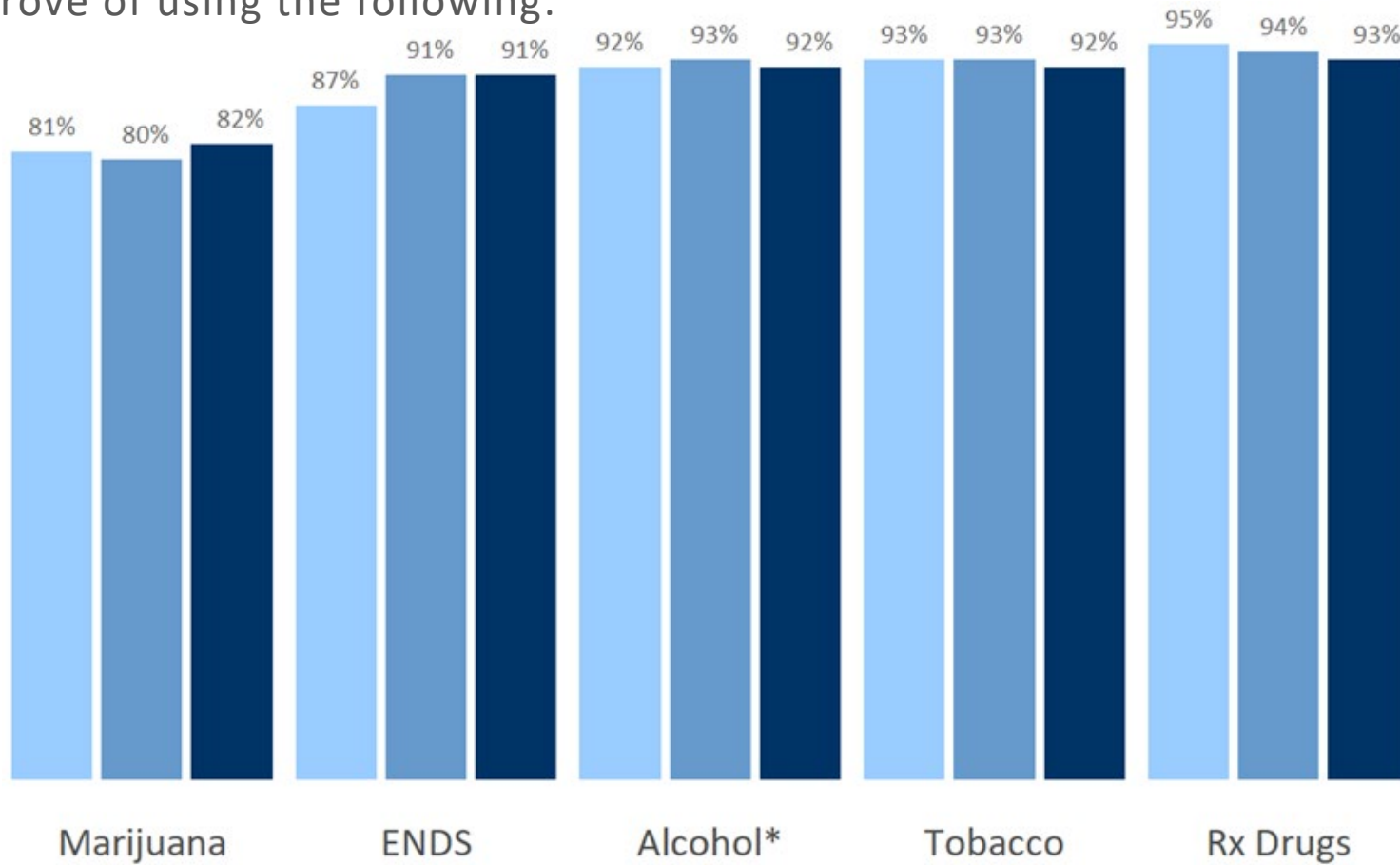
The percentage of students who report driving or being a passenger in a vehicle driven by someone under the influence has significantly decreased over time.





Parent Disapproval

Percentage of high school students who believe parents would disapprove of using the following:



*Alcohol use = 1 or 2 drinks nearly every day

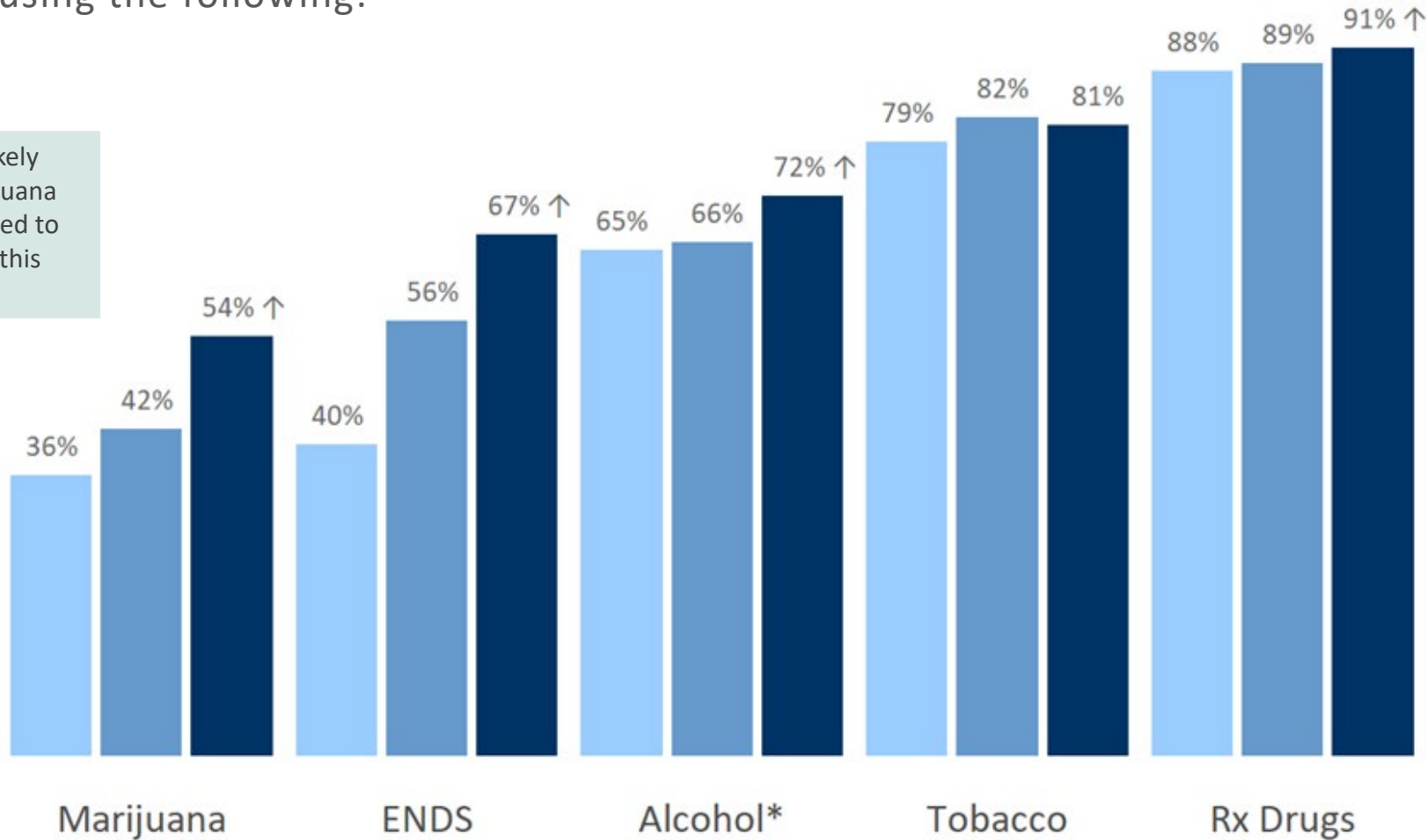
Perceived parental disapproval continues to remain high, with at least 80% of students believing their parents would disapprove of any substance use.



Peer Disapproval

Percentage of high school students who believe peers would disapprove of using the following:

Peers are much less likely to disapprove of marijuana and ENDS use compared to other substances, yet this number is increasing.



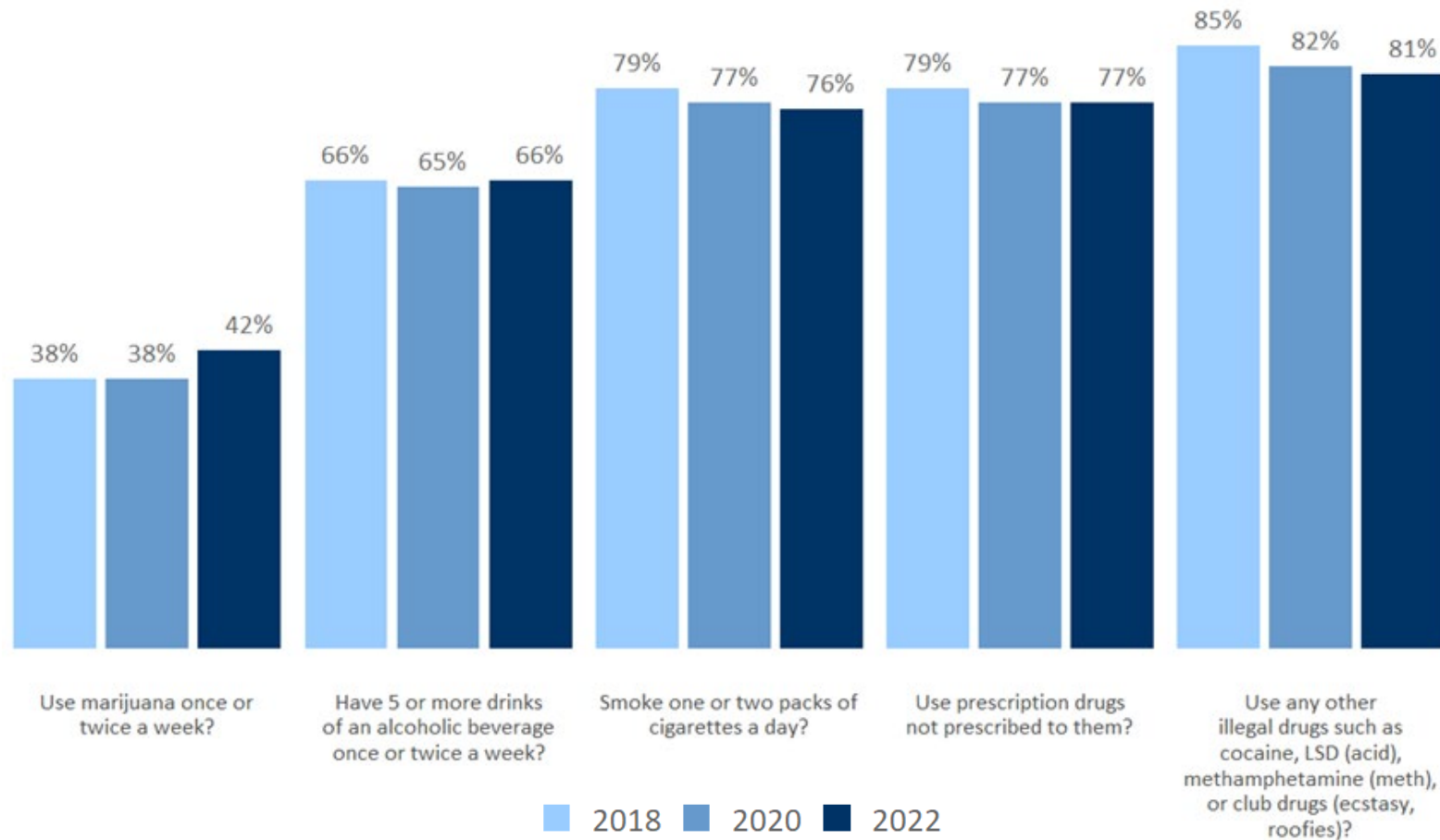
*Alcohol use = 1 or 2 drinks nearly every day



↑ Statistically significant increase compared to RISS 2020
↓ Statistically significant decrease compared to RISS 2020

Perception of Risk

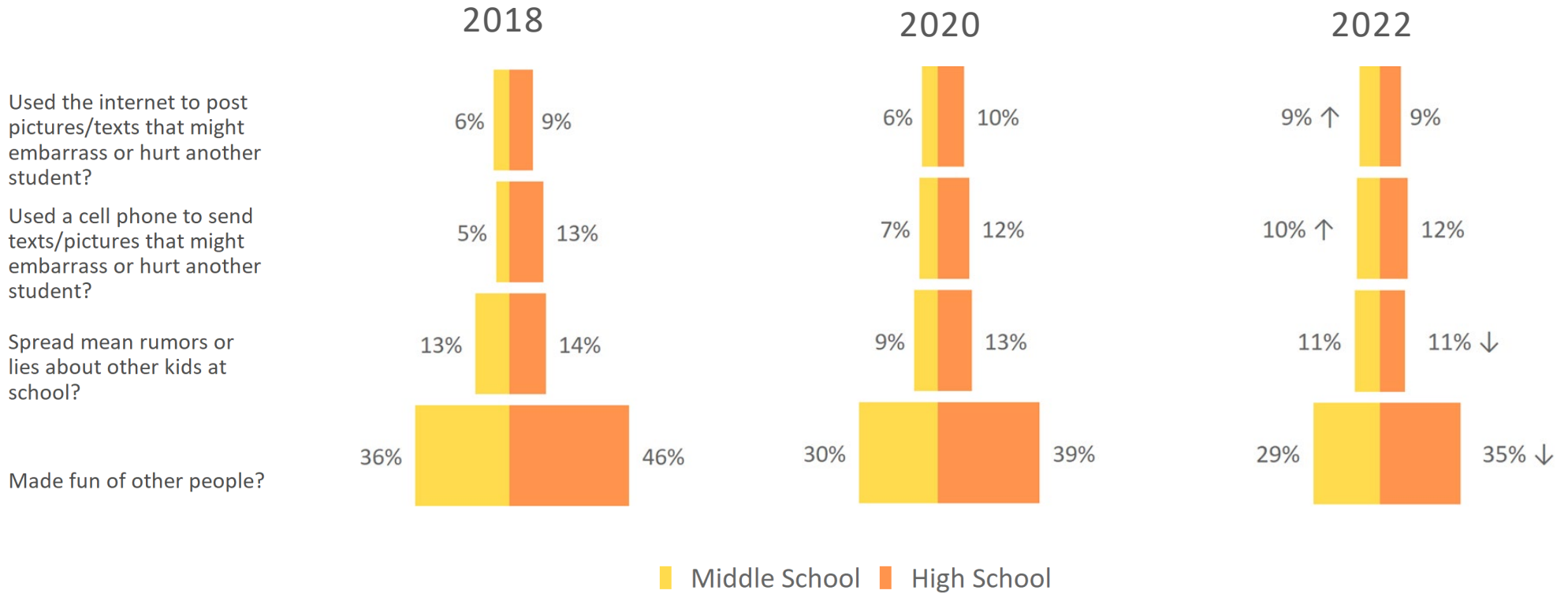
Percentage of high school students who agree that people risk harming themselves (physically or in other ways) if they:



Compared to other substances, students report a low risk of harm with using marijuana.

Perpetrating Bullying

In the last 3 months...



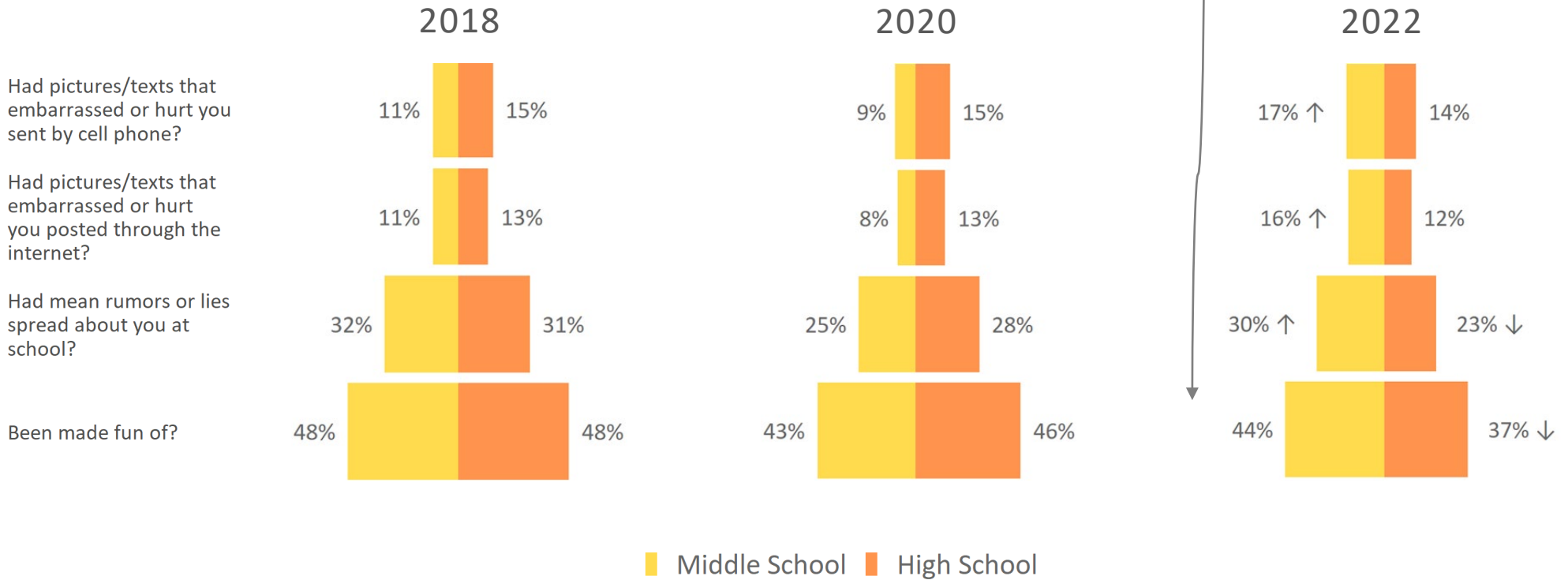
Rates of cyberbullying have significantly increased for middle school students, yet rates of bullying have significantly decreased for high school students.



Experiencing Bullying

In the last 3 months...

Just under half (44%) of middle school students reported being made fun of in 2022.



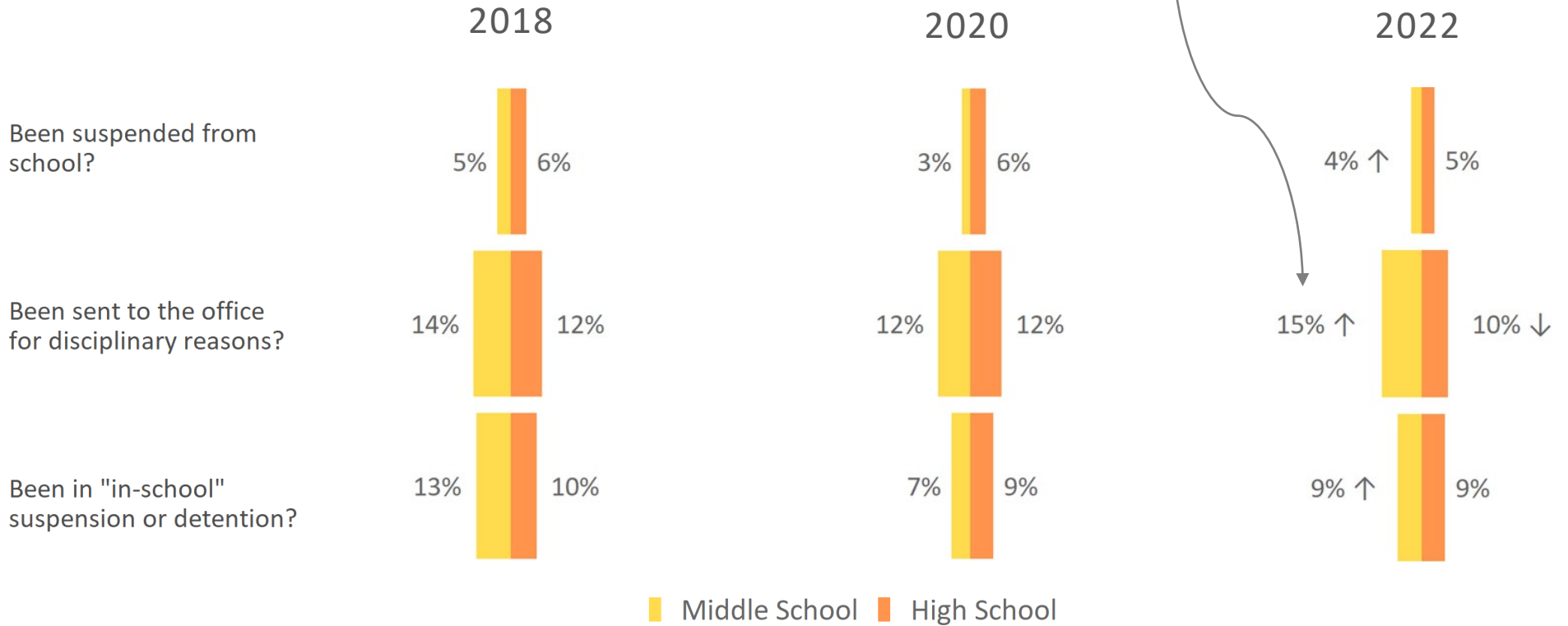
While the number of students being bullied has decreased over time for high school students, this number is rising back up to pre-pandemic levels for middle school students.



Disciplinary Action

In the last 3 months...

15% of middle school students reported being sent to the office, compared to only 10% of high school students.



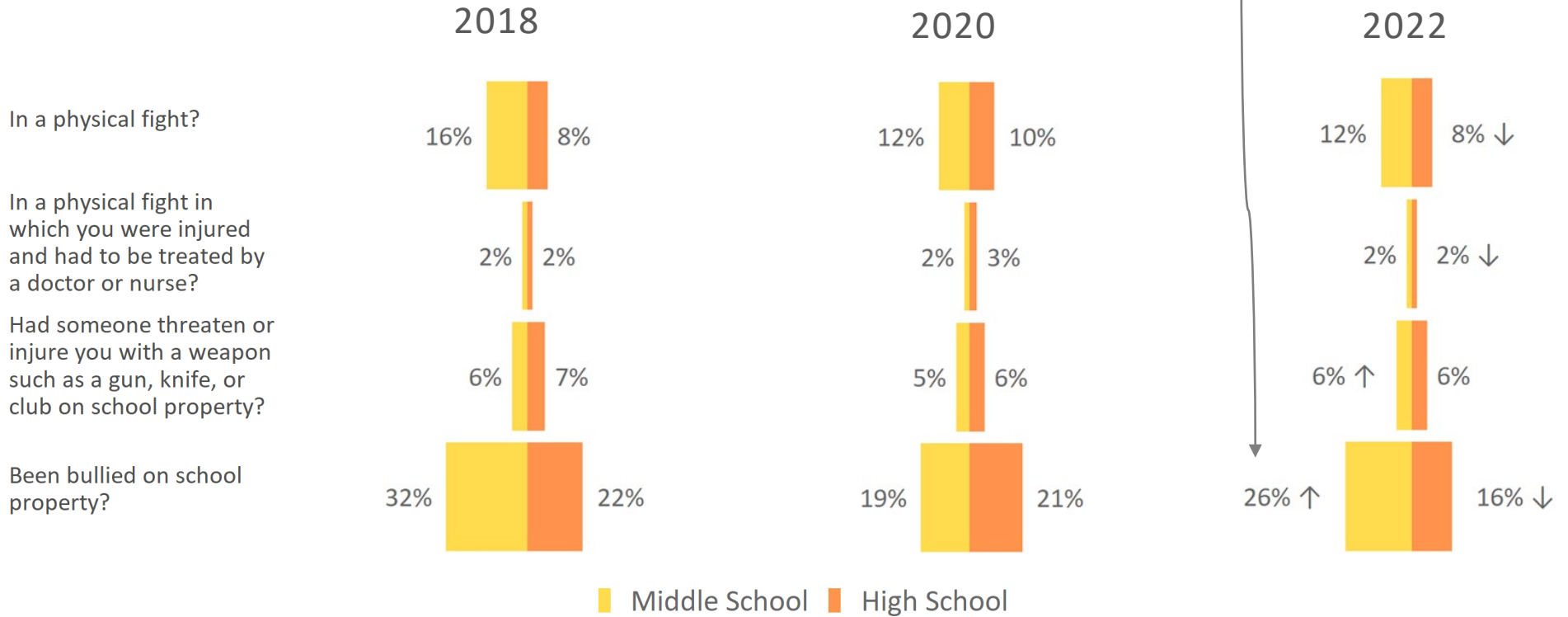
The percentage of students facing disciplinary action has significantly increased for middle school students since 2020 yet decreased for high school students.



Physical Violence

In the last 3 months...

26% of middle school students reported being bullied on school property, compared to just 16% of high school students



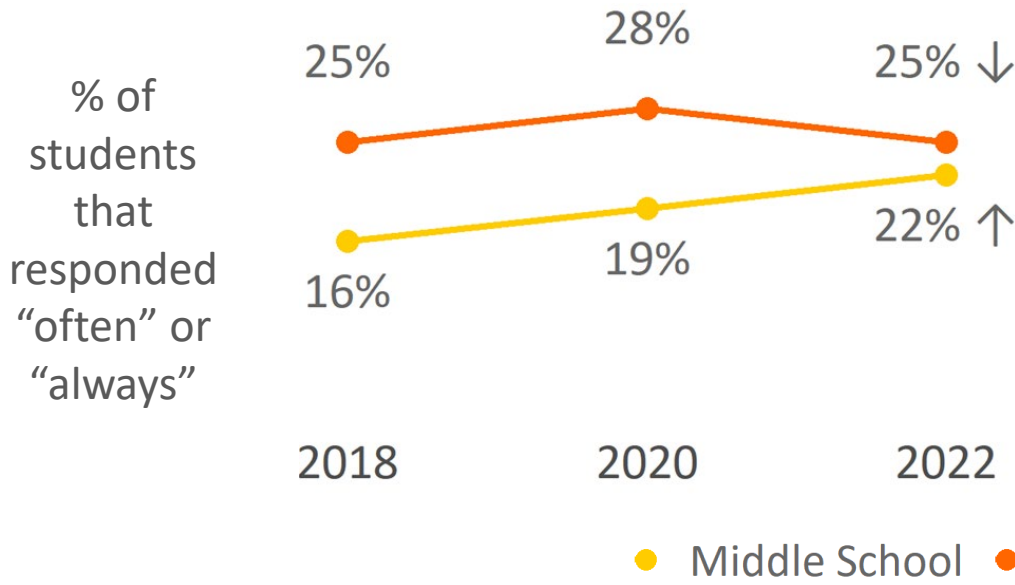
The percentage of students engaging in physical violence has increased for middle school students yet significantly decreased for high school students.



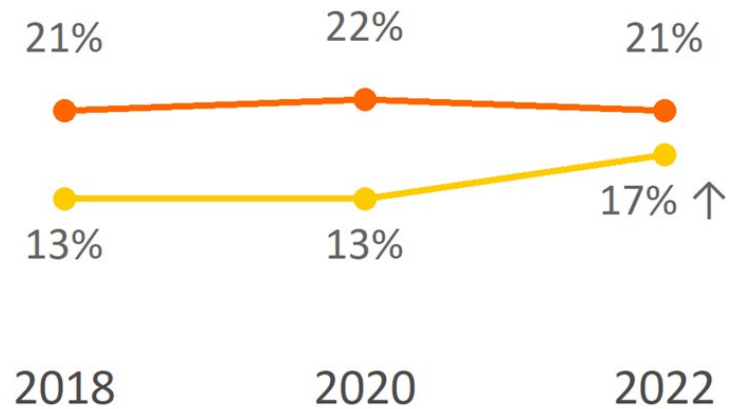
Mental Health

In the last 30 days...

Were you very sad?



Did you feel hopeless about the future?



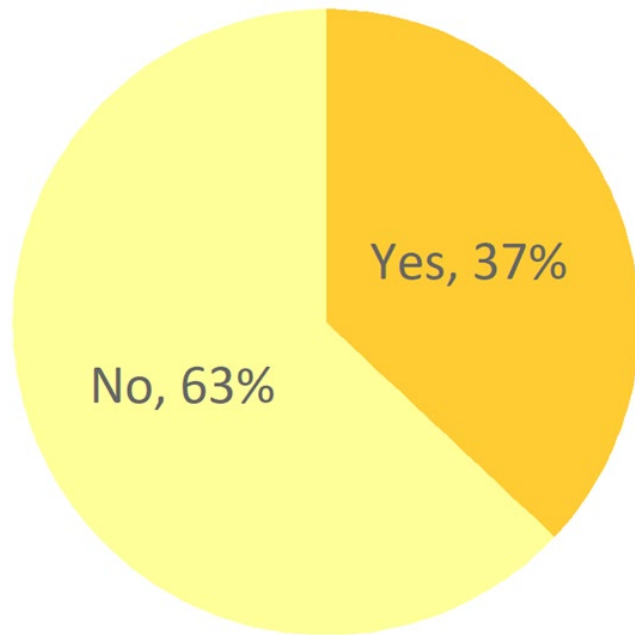
Compared to 2020, there was a significant increase in negative feelings surrounding mental health among middle schoolers yet a decrease for high school students.



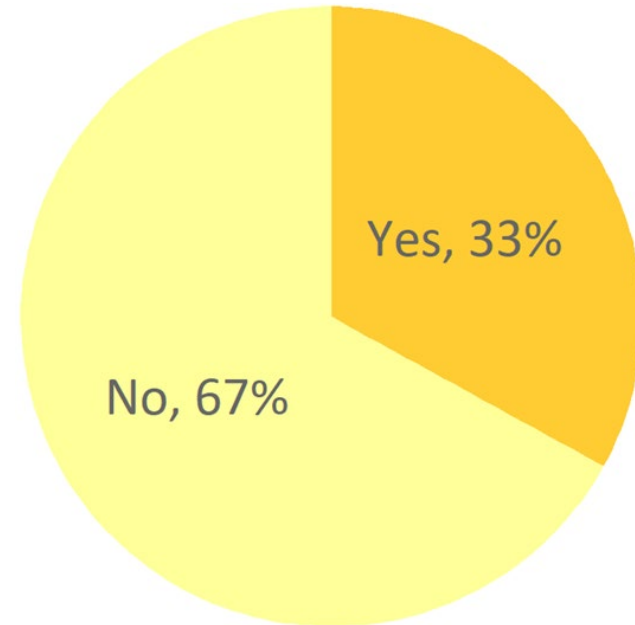
Mental Health - Pandemic

Percentage of middle school students who...

Struggled with mental health issues during the pandemic?



Talked with a school counselor either in-person or on zoom?

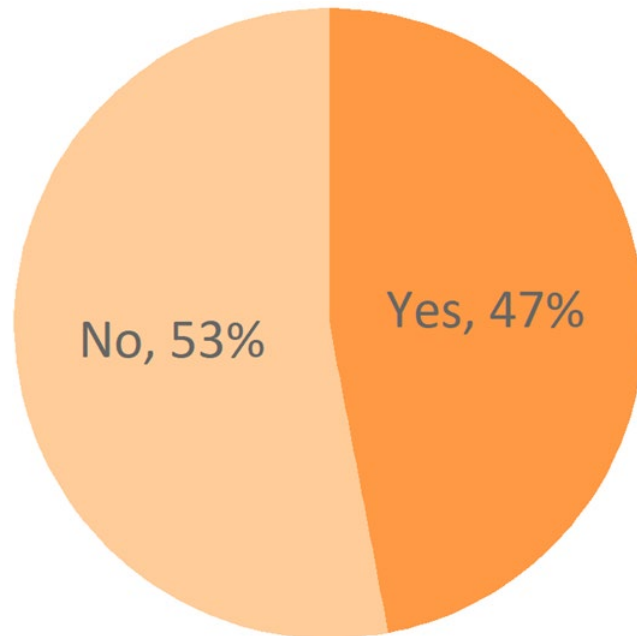


Of the 37% of middle school students who reported struggling with mental health, only 33% spoke with a school counselor.

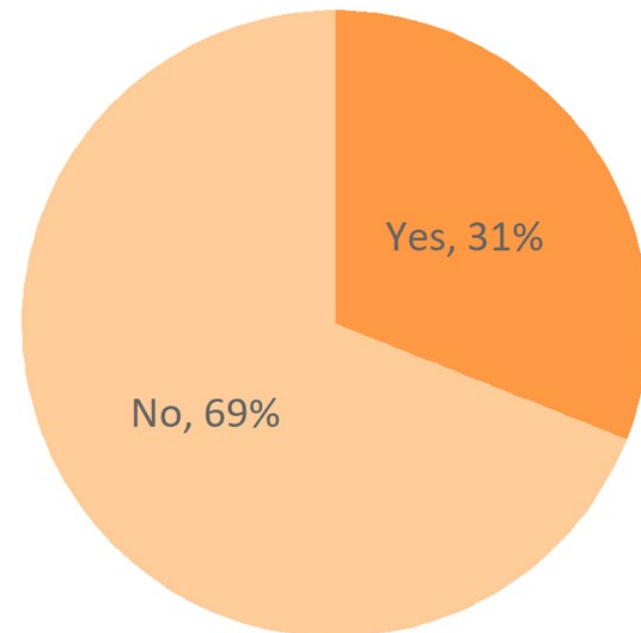
Mental Health - Pandemic

Percentage of high school students who...

Struggled with mental health issues during the pandemic?



Talked with a school counselor either in-person or on zoom?

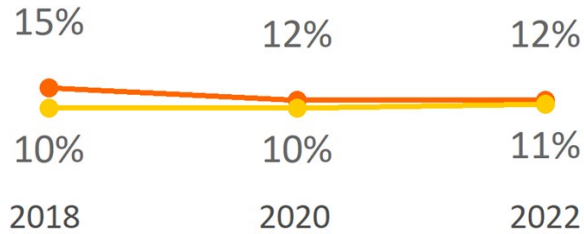


Among the 47% of high school students who reported struggling with mental health, only 31% spoke with a school counselor.

Suicide

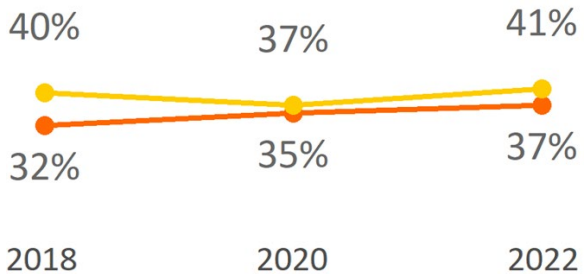
Among all students...

Number of students who have ever considered attempting suicide



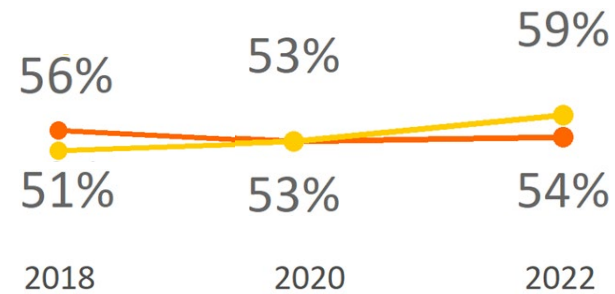
Among students who have ever considered attempting suicide...

Number of students who have ever attempted suicide



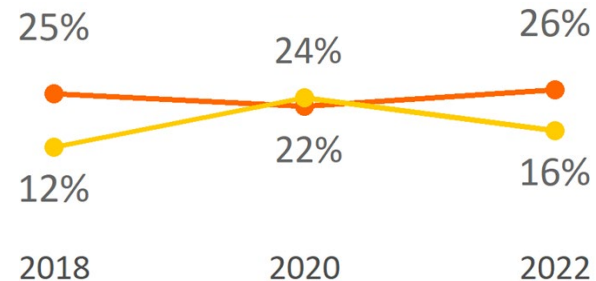
Among students who have ever considered attempting suicide...

Number of students who have ever made a plan about how they would attempt suicide



Among students who have ever attempted suicide...

Number of students who have ever attempted suicide which resulted in an injury, poisoning, or overdose that had to be treated by a doctor or nurse



● Middle School ● High School

Suicide rates have marginally increased for both middle and high school students.



Thank you!

The Rhode Island Department of Behavioral Healthcare, Developmental Disabilities and Hospitals would like to acknowledge the cooperation and effort of all the schools and students who participate in the Rhode Island Student Survey each administration year.



Dan McKee
Governor



Anna Novais
Acting Secretary



Richard Charest
Director



Dr. Utpala Bandy
Interim Director



Angelica Infante-Green
Commissioner,
RI Department of Education



Resource List

Substance Misuse

- <https://health.ri.gov/tobacco>
- <https://riprevention.org>
- <https://cadyinc.org/resources/get-the-facts/keeping-your-child-safe-around-prom-and-graduation-time/>
- <https://www.riprc.org/>
- <http://tobaccofree-ri.org/smoke-free-school-policy.htm>
- <http://tobaccofree-ri.org/local-ordinances.htm>
- <https://www.alcohol.org/teens/binge-drinking/>
- https://www.riprc.org/elearning/marijuana_adolescent_brain/#/
- <https://www.riprc.org/elearning/e-cigarettes/#/?k=m4kq44>
- <https://bhddh.ri.gov/prevention/prescription-drug-disposal-sites>
- <https://bhddh.ri.gov/substance-useaddiction/individual-and-family-information/help-opioid-dependence/community-based>

Bullying

- <https://stopbullying.gov>
- <https://www.glad.org/wp-content/uploads/2017/02/ride-transgender-students-guidance-6-7-16.pdf>
- <https://www.ride.ri.gov/studentsfamilies/healthsafety/social-emotional-learning.aspx>
- <https://www.ride.ri.gov/StudentsFamilies/HealthSafety/SchoolMentalWellnessResources.aspx>
- <https://www.ride.ri.gov/StudentsFamilies/HealthSafety/BullyingSchoolViolence.aspx>

Behavioral Health Crises/Depression/Suicidal Ideation

- <https://www.mentalhealthfirstaid.org/>
- <https://www.ride.ri.gov/StudentsFamilies/HealthSafety/EmergencyPreparedness.asp>
- <http://bit.ly/2LhcuUx>
- <https://changedirection.org>
- <https://docs.google.com/forms/d/e/1FAIpQLSfywK0KYI9wcTIHkciK5tI5Qp5hOHgRicISnjuJGwRGgqjVaQ/viewform>
- https://projectchildsafe.org/safety_kit_site/?safety_kit_state=rhode-island
- <https://health.ri.gov/violence/about/suicide/>
- <https://www.bhlink.org/>
- <https://learningforquality.org/login/>

Business

- <http://riprc.org>
- <https://recoveryfriendlyri.com/>
- <https://rrforum.org/>
- <http://tobaccofree-ri.org/policy-briefs.htm>
- <https://www.bhlink.org/>



Resource List

Education

- <https://health.ri.gov/tobacco>
- <https://cadyinc.org/resources/get-the-facts/keeping-your-child-safe-around-prom-and-graduation-time/>
- <https://www.glad.org/wp-content/uploads/2017/02/ride-transgender-students-guidance-6-7-16.pdf>
- <https://www.mentalhealthfirstaid.org/>
- <http://ride.ri.gov/StudentsFamilies/HealthSafety/EmergencyPreparedness.aspx>
- <http://bit.ly/2LhcuUx>
- <https://changedirection.org>
- <http://tobaccofree-ri.org/smoke-free-school-policy.htm>
- <https://www.bhlink.org/>
- <https://www.ride.ri.gov/studentsfamilies/healthsafety/sociallearning.aspx>
- <https://www.ride.ri.gov/StudentsFamilies/HealthSafety/SchoolMentalWellnessResources.aspx>

Safety

- <https://health.ri.gov/tobacco>
- <https://www.riprc.org/>
- <https://www.bhlink.org/>

Medical/Health

- <https://www.riprc.org/>
- <https://www.bhlink.org/>

Government

- <https://www.bhlink.org/>

Community/Family Supports

- <https://DrugFree.org>
- <http://riprc.org>
- https://vetoviolence.cdc.gov/apps/dating-matters-toolkit/?deliveryName=USCDC_1104-DM9553#/
- <https://learningforquality.org/login/>
- <https://strengtheningfamiliesri.blogspot.com/>
- <https://www.resthelps.org/>
- <https://www.bhlink.org/>