



2022

Rhode Island Student Survey

Updated on 9/6/2022

**BARRINGTON BRISTOL–WARREN BURRILLVILLE
COVENTRY CRANSTON CUMBERLAND
EAST PROVIDENCE EXETER–WEST GREENWICH
JOHNSTON LITTLE COMPTON MIDDLETOWN
NEWPORT NORTH KINGSTOWN
NORTH PROVIDENCE PAWTUCKET
PORTSMOUTH SCITUATE SMITHFIELD
SOUTH KINGSTOWN TIVERTON WARWICK
WEST WARWICK WOONSOCKET**

Participating School Districts in 2022. Note: Providence School District not included in survey.



Background

The Rhode Island Student Survey (RISS) is a collaboration among the Rhode Island Department of Behavioral Healthcare, Developmental Disabilities and Hospitals (RI BHDDH), the Rhode Island Department of Health (RIDOH), and the Rhode Island Department of Education (RIDE). The RISS is administered every other year and examines risk and prevalence of substance use, bullying, depression, suicide, and violence among Rhode Island youth in middle and high schools.¹

Purpose

The intention and purpose of the RISS is to identify areas where there are strengths that can be built upon and to put additional resources to those areas that need improvement. There are other surveys administered in schools, but most do NOT allow for the ability to analyze data at the school district or community level. This data is crucial for planning and evaluating prevention services especially when resources are so scarce. It is imperative to have community level data in order to apply for and receive federal funds.

RISS Data Collection

The RISS was administered from 3/11/2022 to 6/11/2022. Data was collected in 25 school districts throughout Rhode Island, but two did not meet the threshold. In total, the RISS was completed by 20,411 students and 23 school districts were included. The RISS currently has sixty-nine (69) questions. There is no personally identifiable information associated with the RISS. Local parent permission procedures were followed before administration, including informing parents that their child's participation was voluntary. The questions are arranged in a particular way and explore specific topic areas. The questions are also asked across several domains such as the individual, peers, family, school, and community. The RISS is offered in Spanish and English. It is an online survey that takes approximately 30 minutes or less to complete. Each student who participates in the RISS receives an informational brochure with supportive resource information.

Results of the survey are reviewed in aggregate tables, not at the individual level. The data is not meant to identify individuals. To be included in the final reports, each grade at a school needs to have at least 60% of their students complete the survey. This participation requirement further protects students from potentially being identified by the way in which they respond to the questions. It also ensures that the results are an accurate representation of the student population. RISS 2020 and 2022 survey data were compared using a two-proportion z-test, which measures potential differences in proportions between two groups. Results were considered statistically significantly different if $p\text{-value} < 0.05$. Statistical comparisons between survey administration years do not control for potential differences in participating schools

¹ Public and private schools within Rhode Island participated. The 2020 survey received responses from one private school.



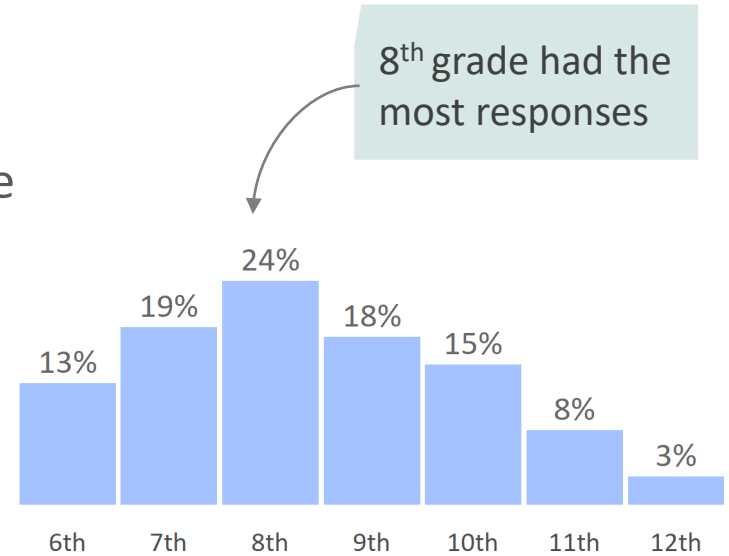
Demographics



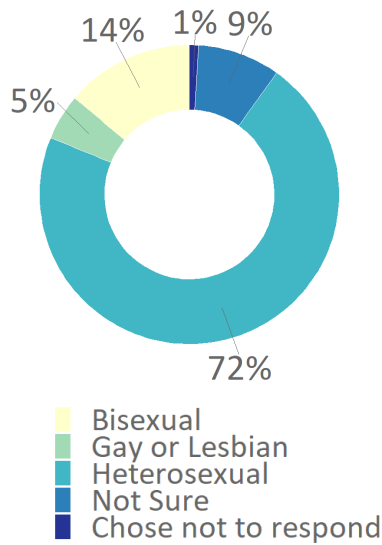
20,411

students participated in the survey*

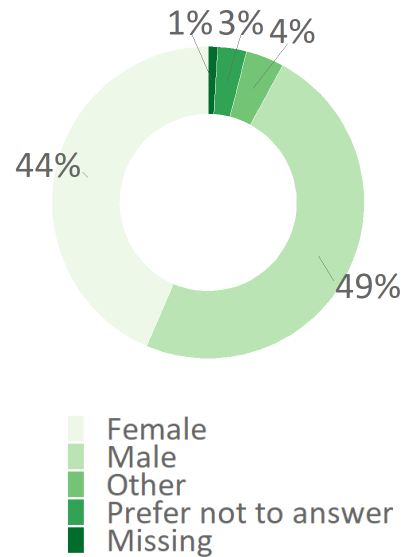
Grade



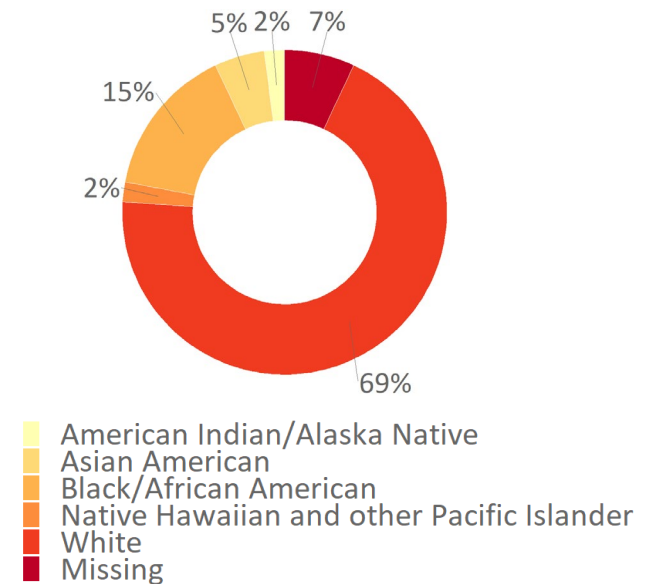
Sexual Orientation



Gender Identity



Race



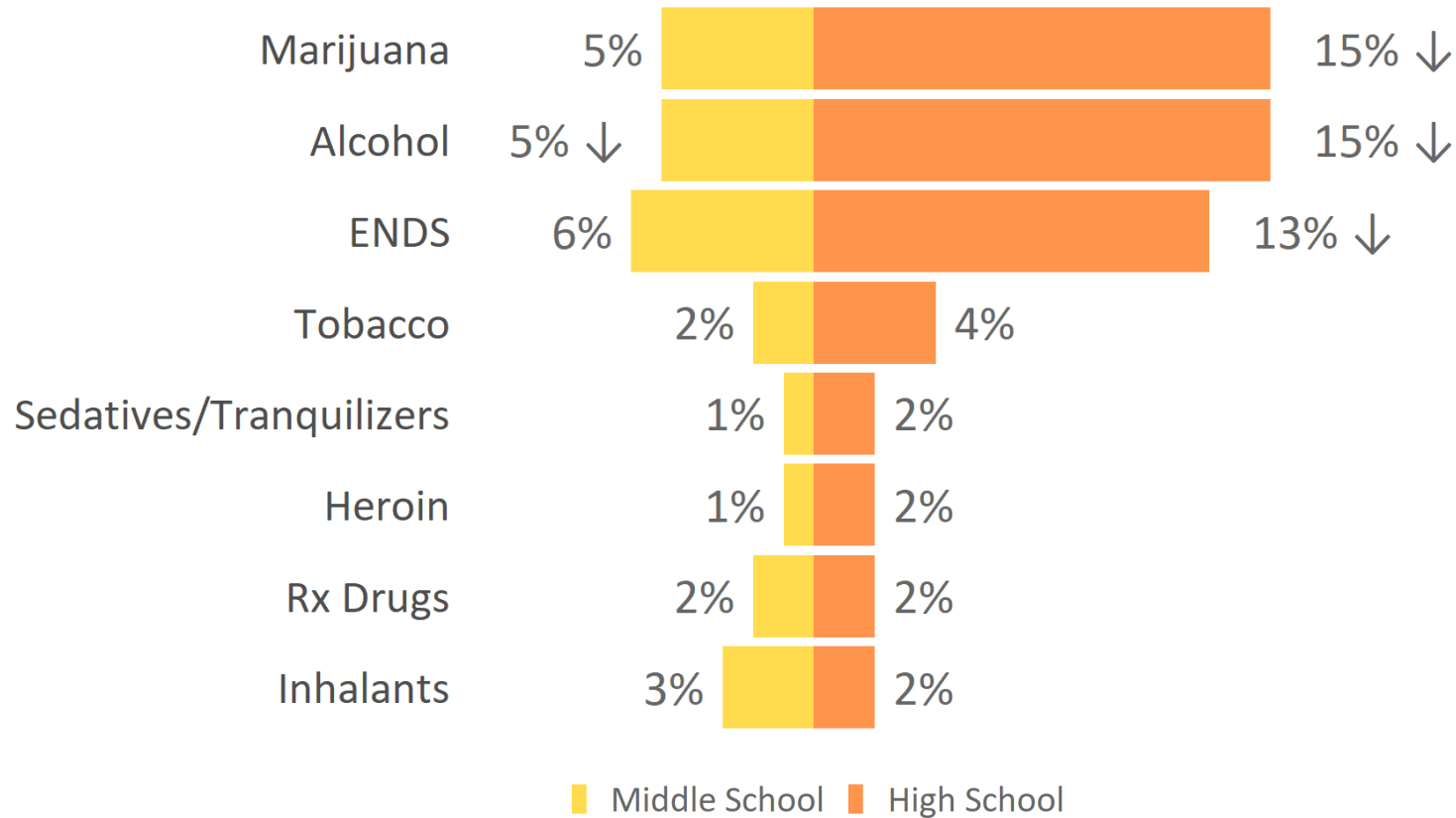
741 (4%) of students identified as transgender



*Number of students surveyed from school districts listed on page 1. Note: Providence School District does not participate in RISS and opts for the Youth Experience Survey.

Substance Use

Past 30-Day Use



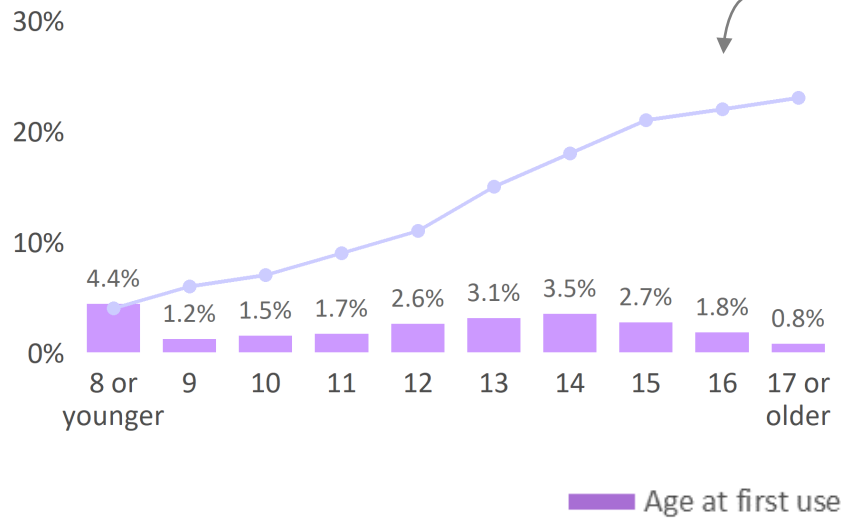
Among high school students, there was a statistically significant decrease in use of alcohol, marijuana, and Electronic Nicotine Delivery Systems (ENDS), also known as e-cigarettes or vape pens or devices.

Substance Use

Age at First Use

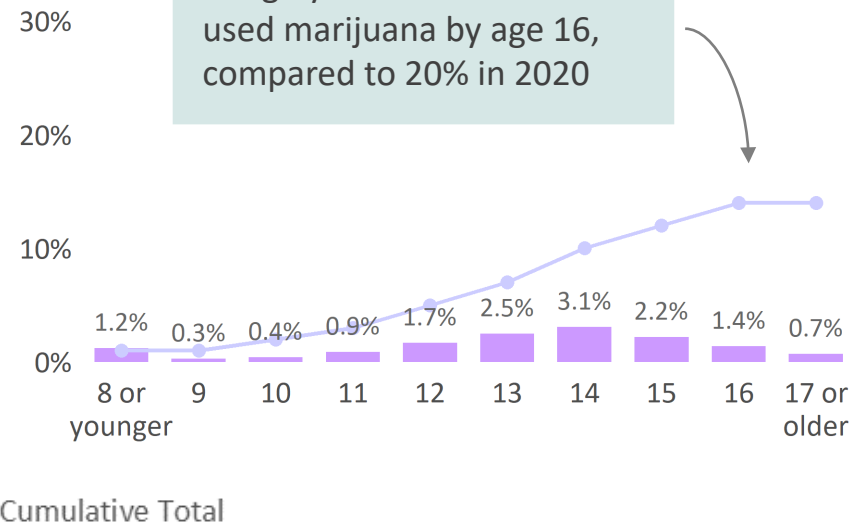
Alcohol

Over 20% of students have had alcohol by age 16, compared to 28% in 2020



Marijuana

Roughly 15% of students have used marijuana by age 16, compared to 20% in 2020

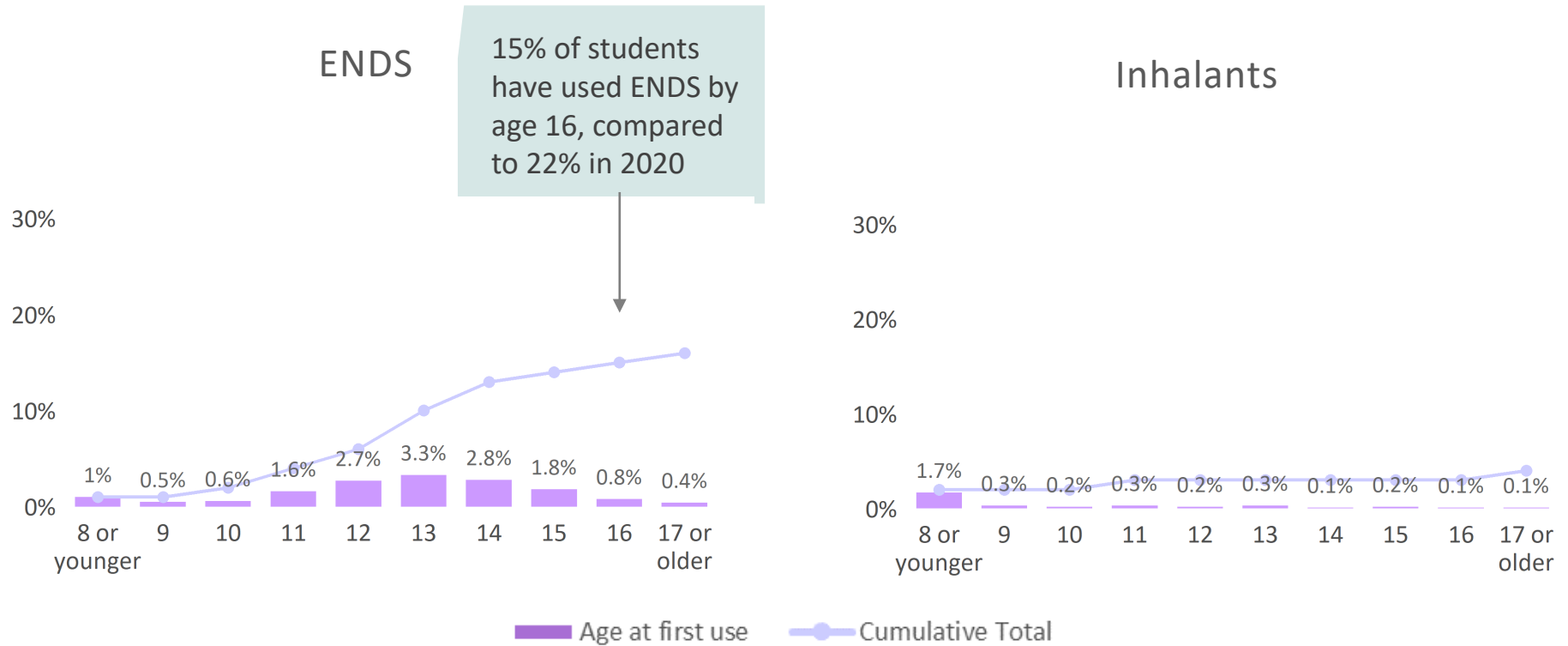


On average, students reported using alcohol and marijuana for the first time between ages 12 and 15.



Substance Use

Age at First Use

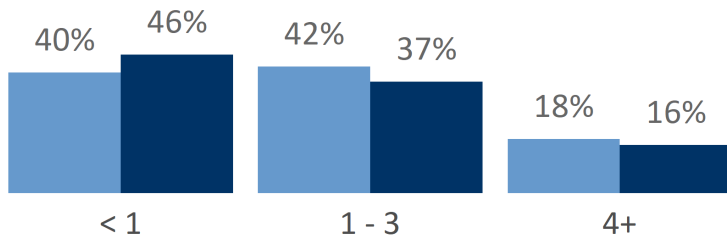
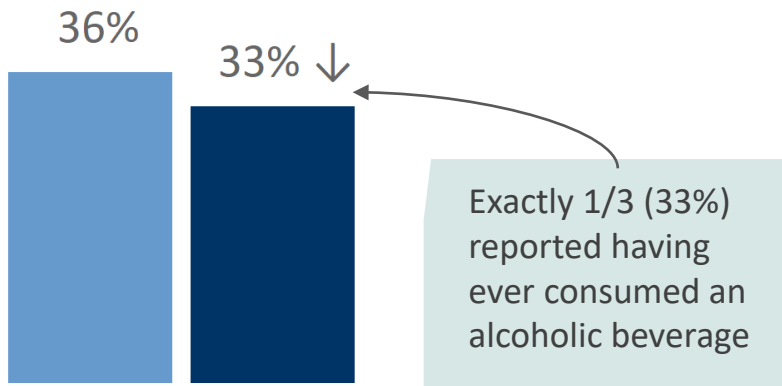


On average, students reported using inhalants for the first time at 8 years or younger, compared to ages 12-15 for ENDS.

Access and Availability

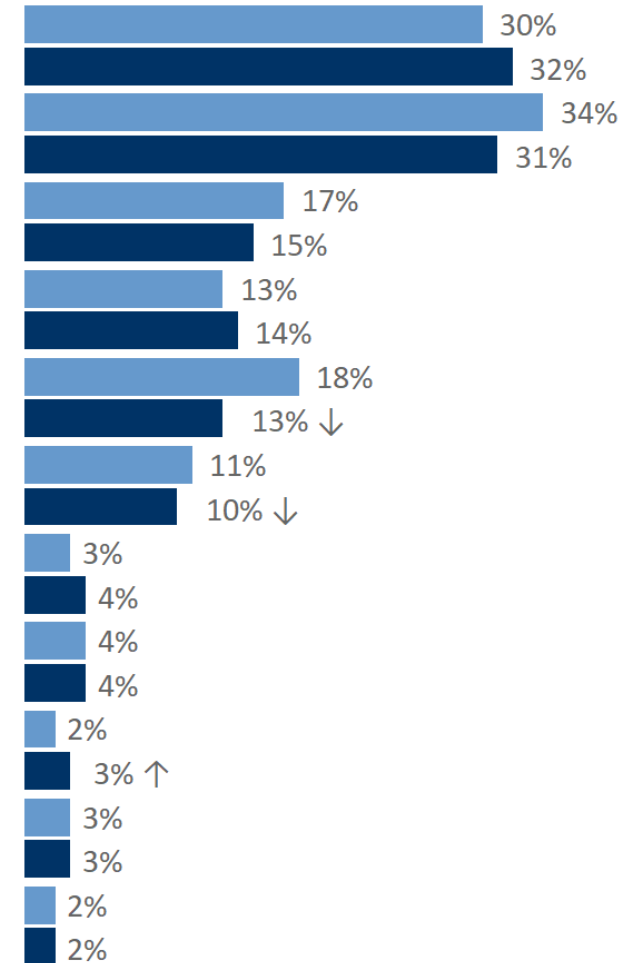
Alcohol

Among high school students...



High school students are consuming less drinks on average compared to previous years.

- A family member gave it to me for free
- A friend gave it to me for free
- Other
- I took it from someone
- I bought it from a friend
- I asked someone to buy it for me
- A store sold it to me without an ID
- I bought it from a family member
- I took it from a store
- I bought it from a store with a fake ID
- I bought it on the Internet



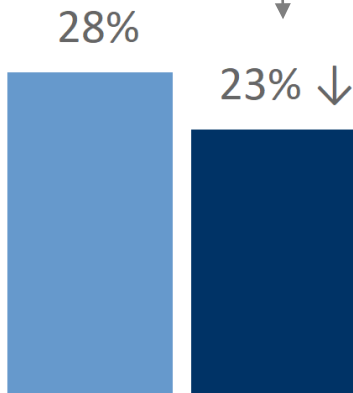
Most reported obtaining alcohol from a family member for free

Access and Availability

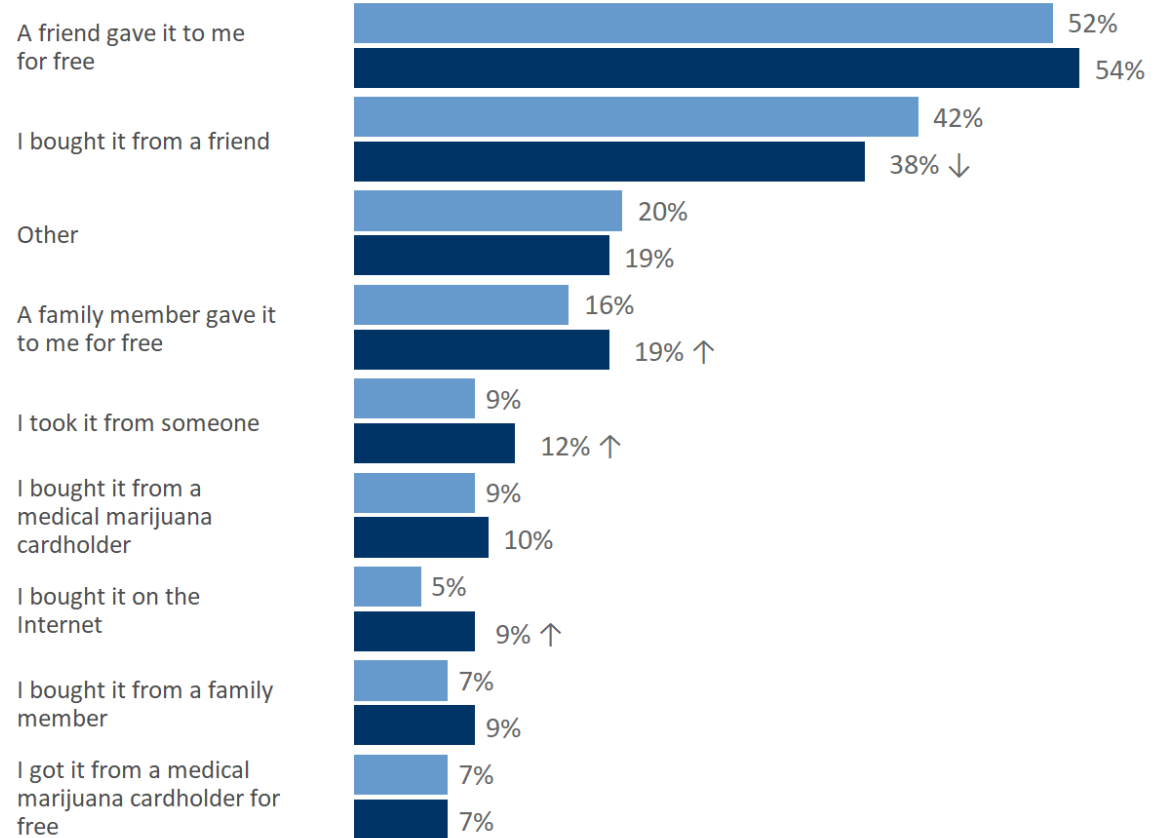
Marijuana

Among high school students...

Just under 1/4 reported having ever used marijuana



Most students reported obtaining marijuana from a friend for free



■ 2020 ■ 2022

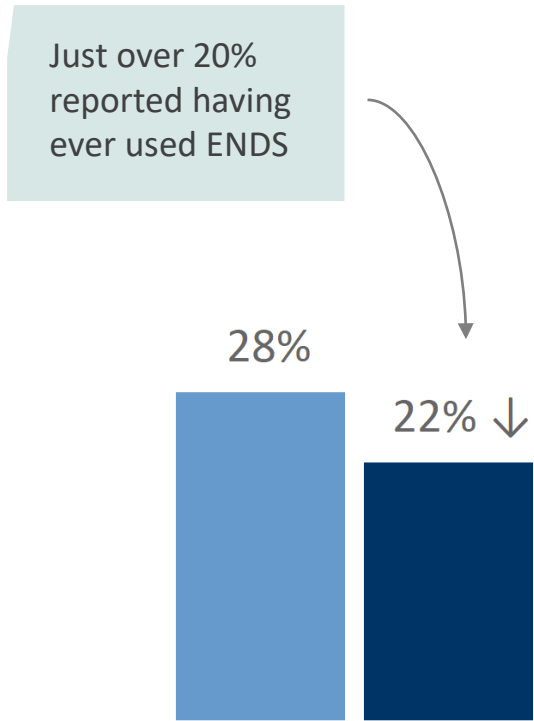


↑ Statistically significant increase compared to RISS 2020
 ↓ Statistically significant decrease compared to RISS 2020

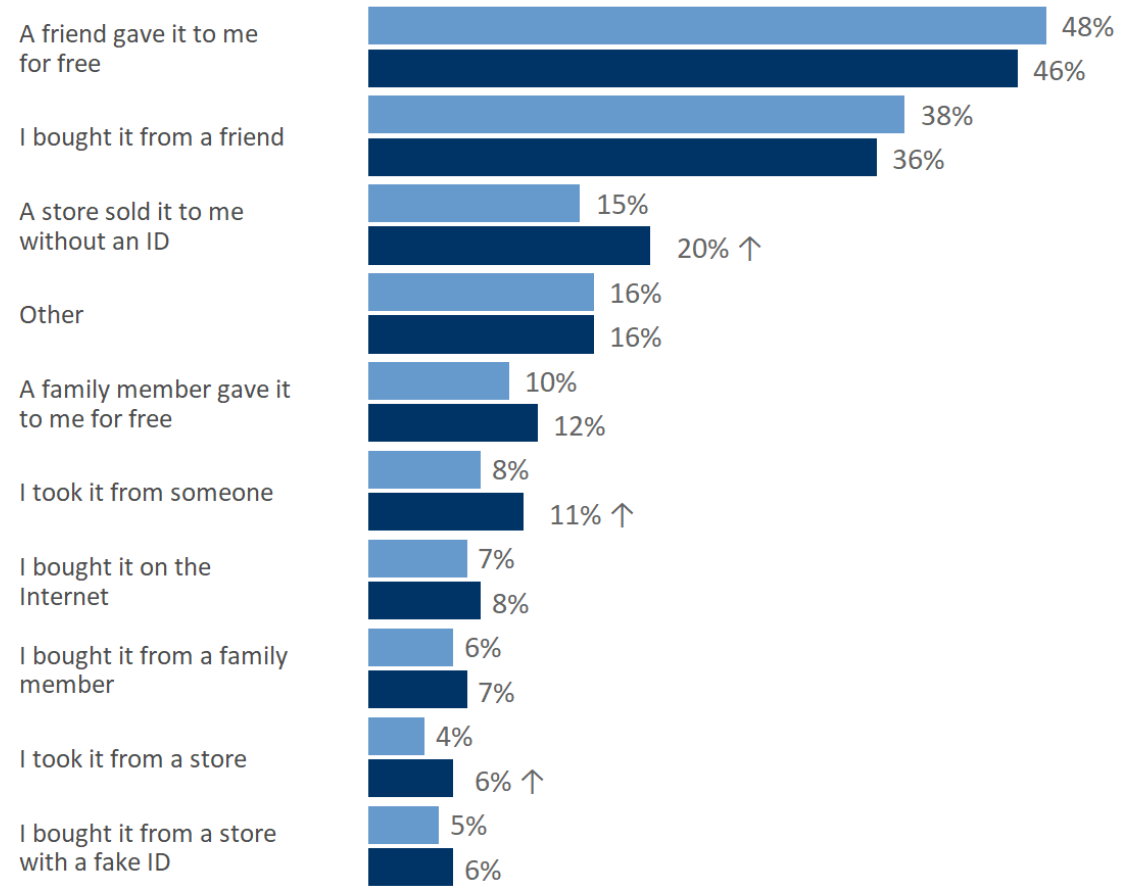
Access and Availability

ENDS

Among high school students...



Most students reported obtaining ENDS from a friend for free



■ 2020 ■ 2022

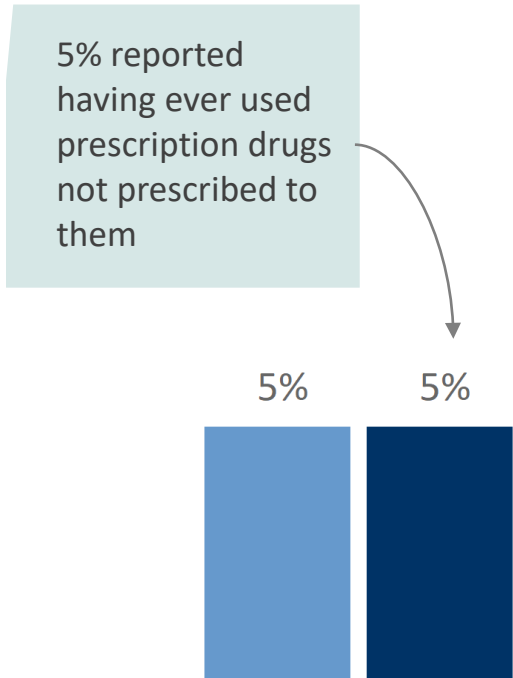



↑ Statistically significant increase compared to RISS 2020
 ↓ Statistically significant decrease compared to RISS 2020

Access and Availability

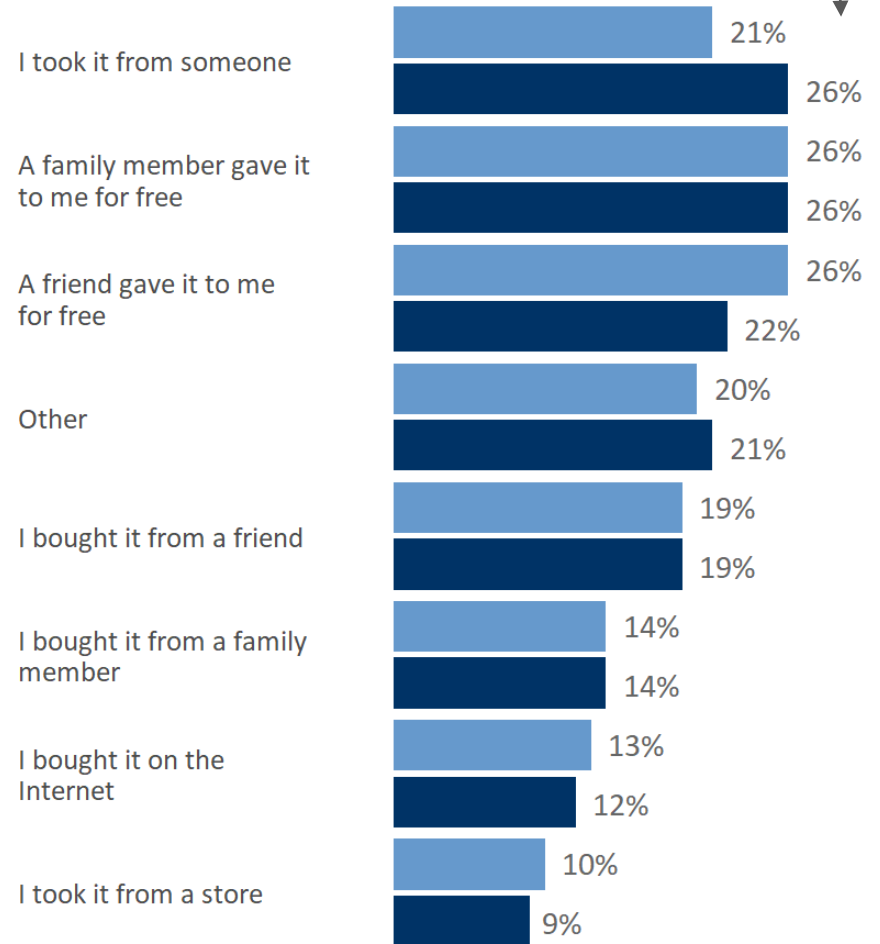
Prescription Drugs

Among high school students...



 Students reporting use of prescription drugs not prescribed to them listed pain relief pills, ADHD medications, and sedatives

Most students reported obtaining prescription drugs for free from a family member

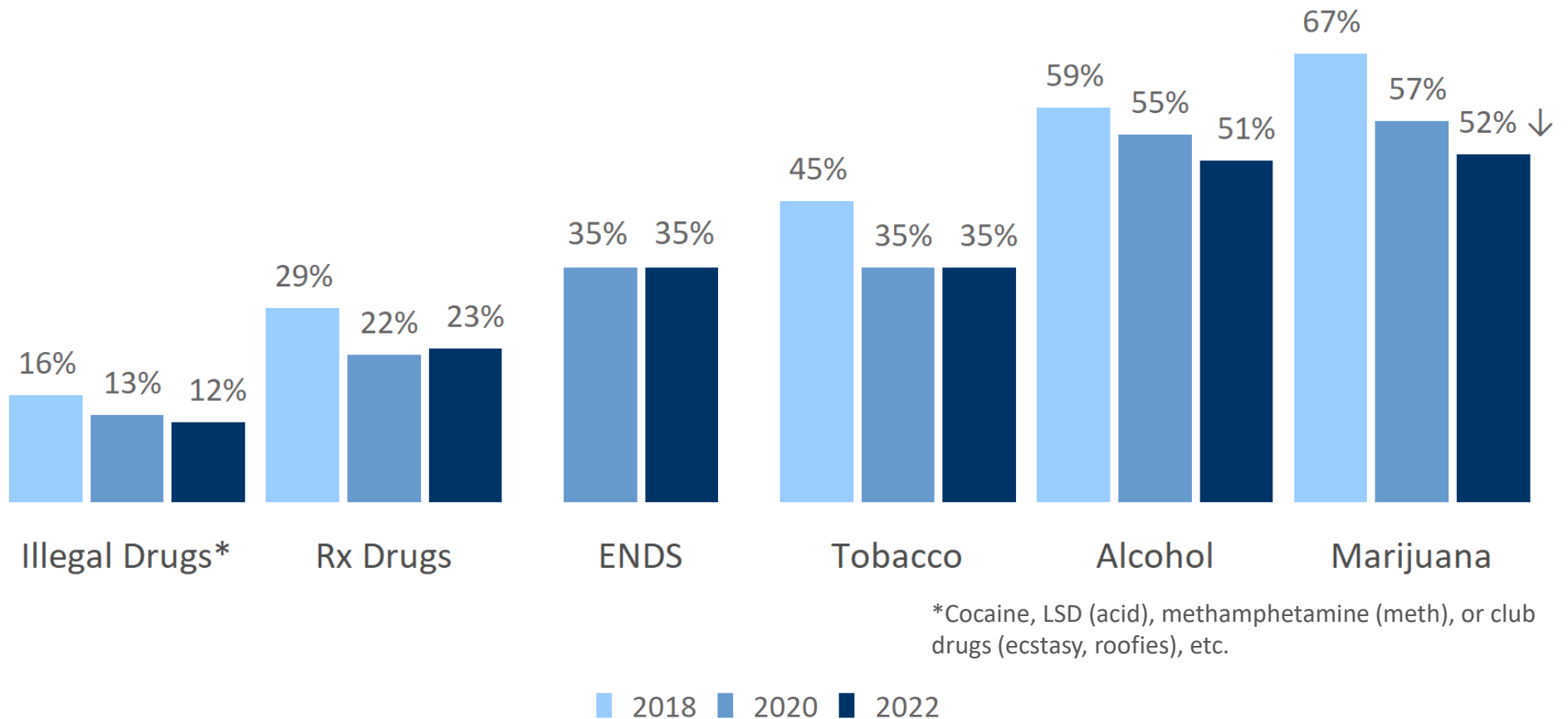


■ 2020 ■ 2022

↑ Statistically significant increase compared to RISS 2020
 ↓ Statistically significant decrease compared to RISS 2020

Access and Availability

Percentage of high school students who believe it would be easy for them to obtain:

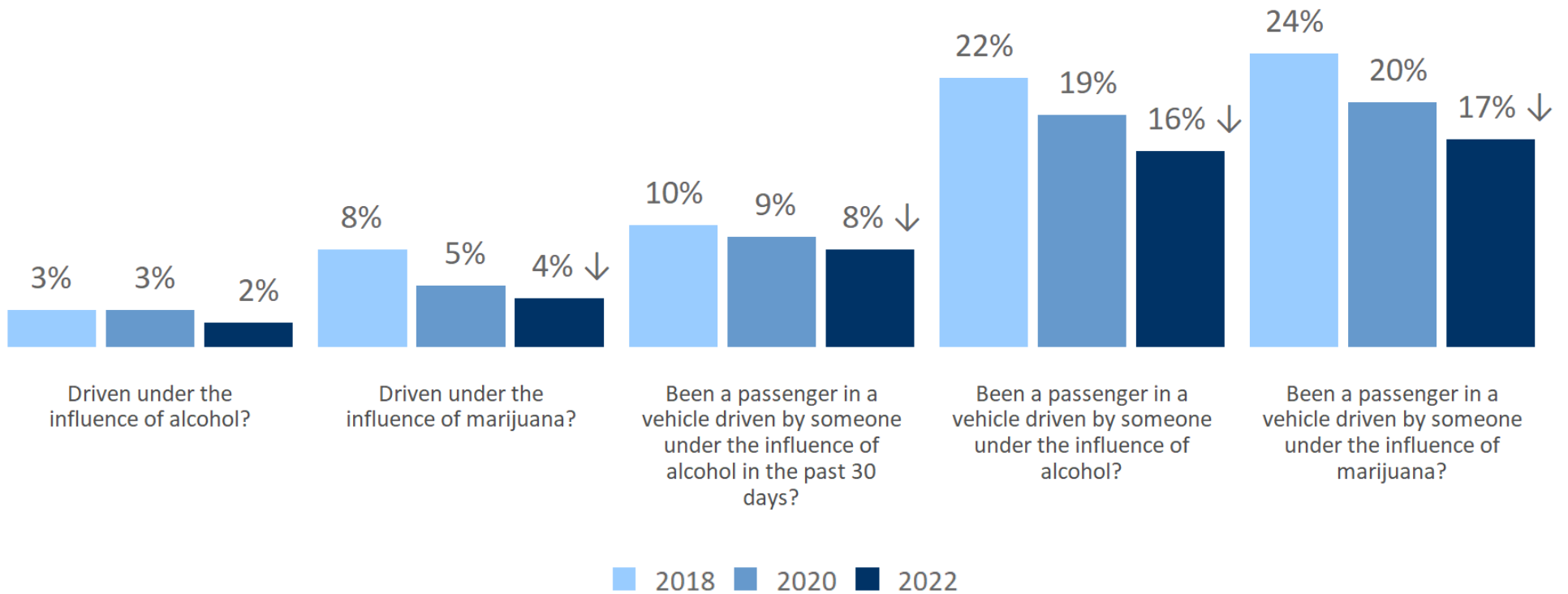


The percentage of students who feel it's easy to obtain substances has decreased over time, particularly for alcohol, marijuana, and tobacco.



Under the Influence

Percentage of high school students who have ever:



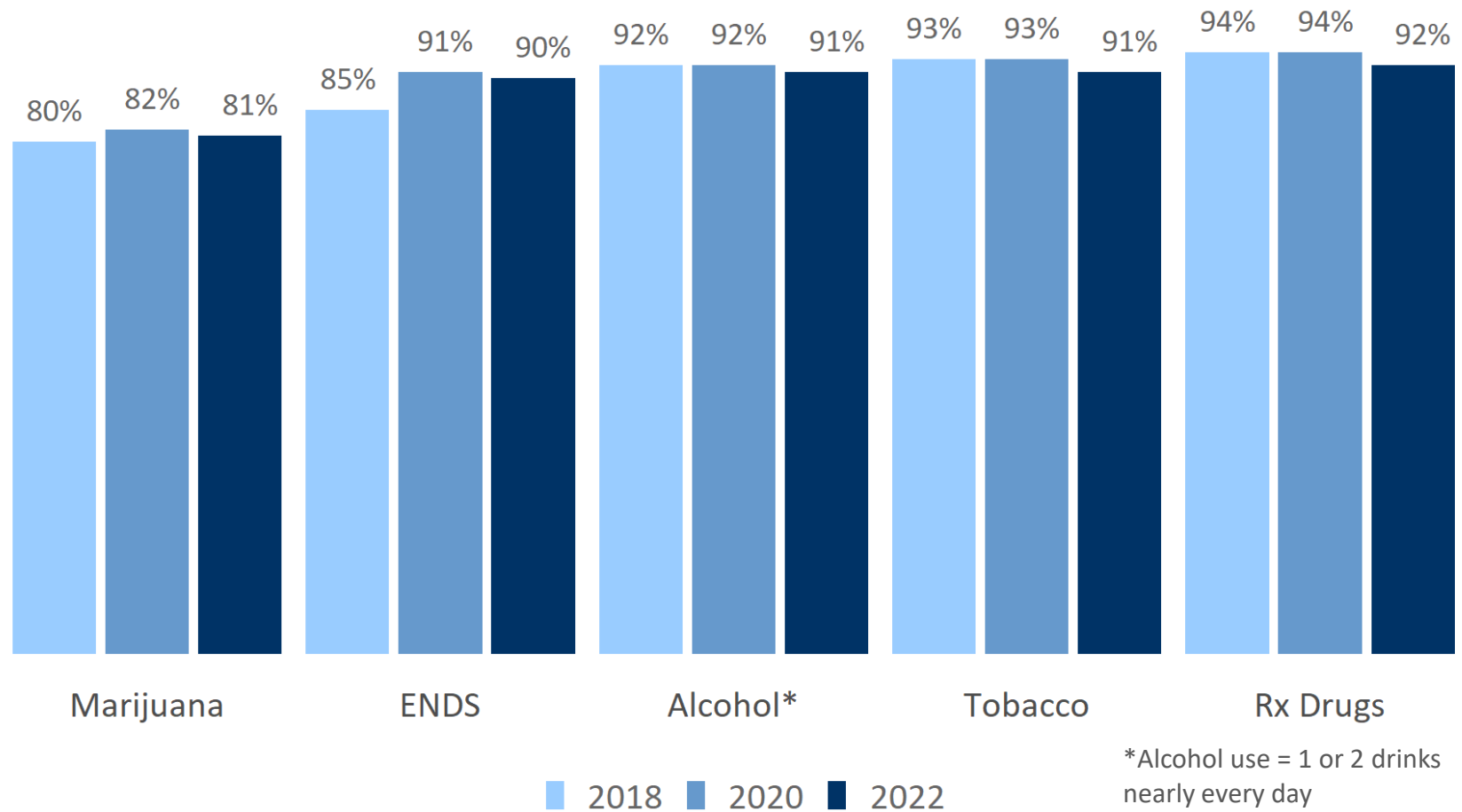
The percentages of students who report driving or riding with someone under the influence continues to decrease, with rates falling below 20%



↑ Statistically significant increase compared to RISS 2020
 ↓ Statistically significant decrease compared to RISS 2020

Parent Disapproval

Percentage of high school students who believe parents would disapprove of using the following:

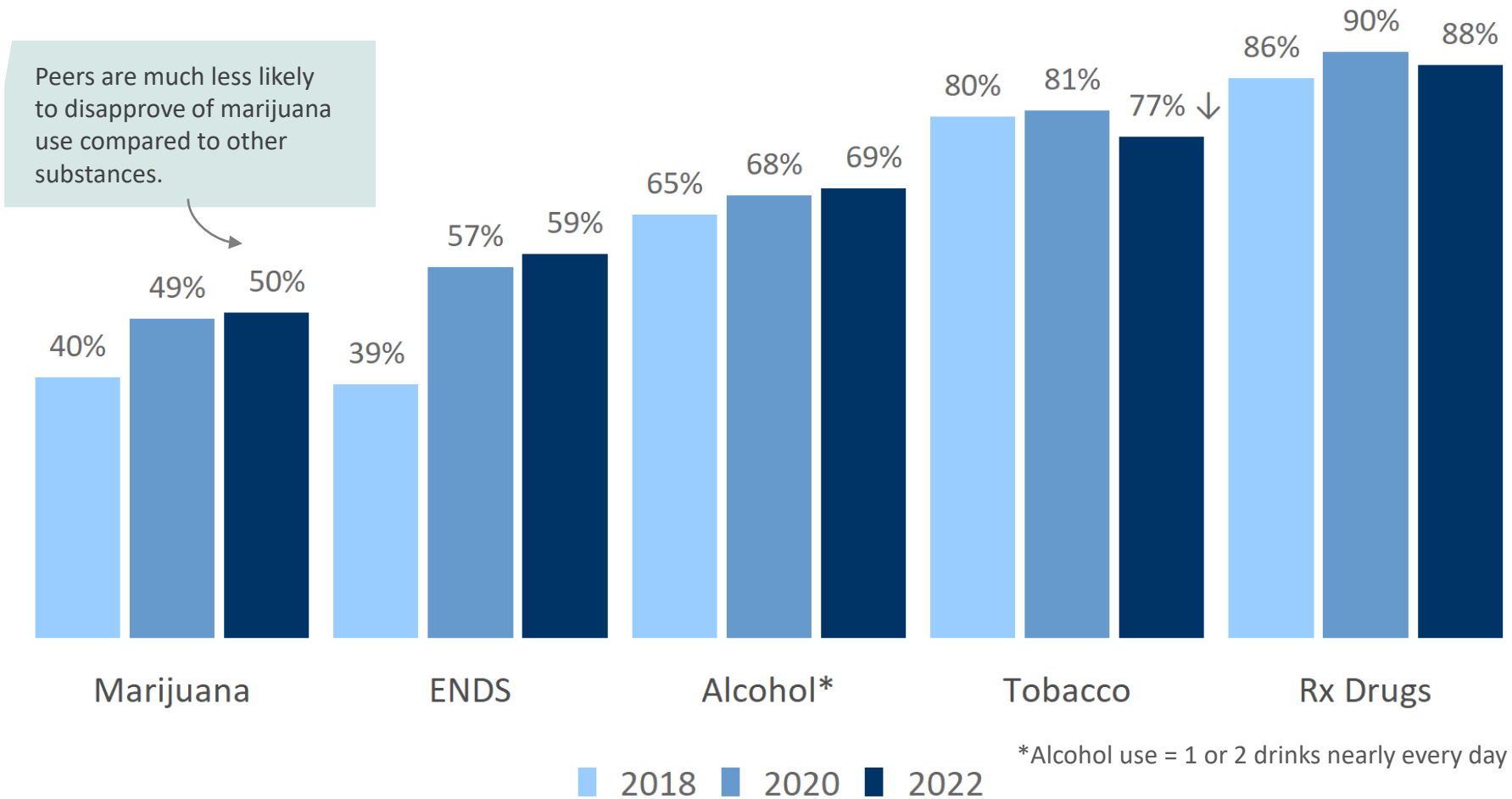


Perceived parental disapproval continues to remain high, with at least 80% of students believing their parents would disapprove of any substance use.



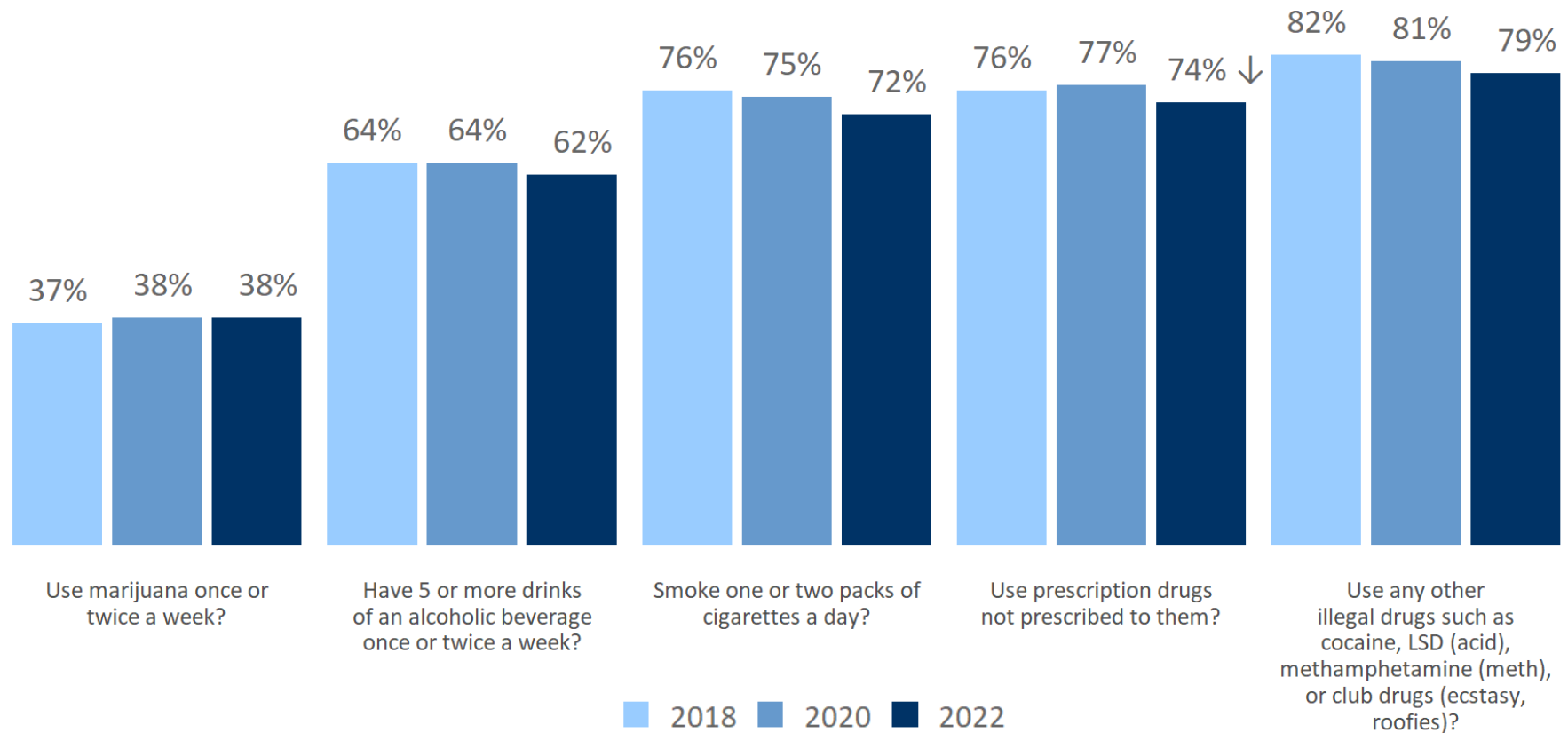
Peer Disapproval

Percentage of high school students who believe peers would disapprove of using the following:



Perception of Risk

Percentage of high school students who agree that people risk harming themselves (physically or in other ways) if they:



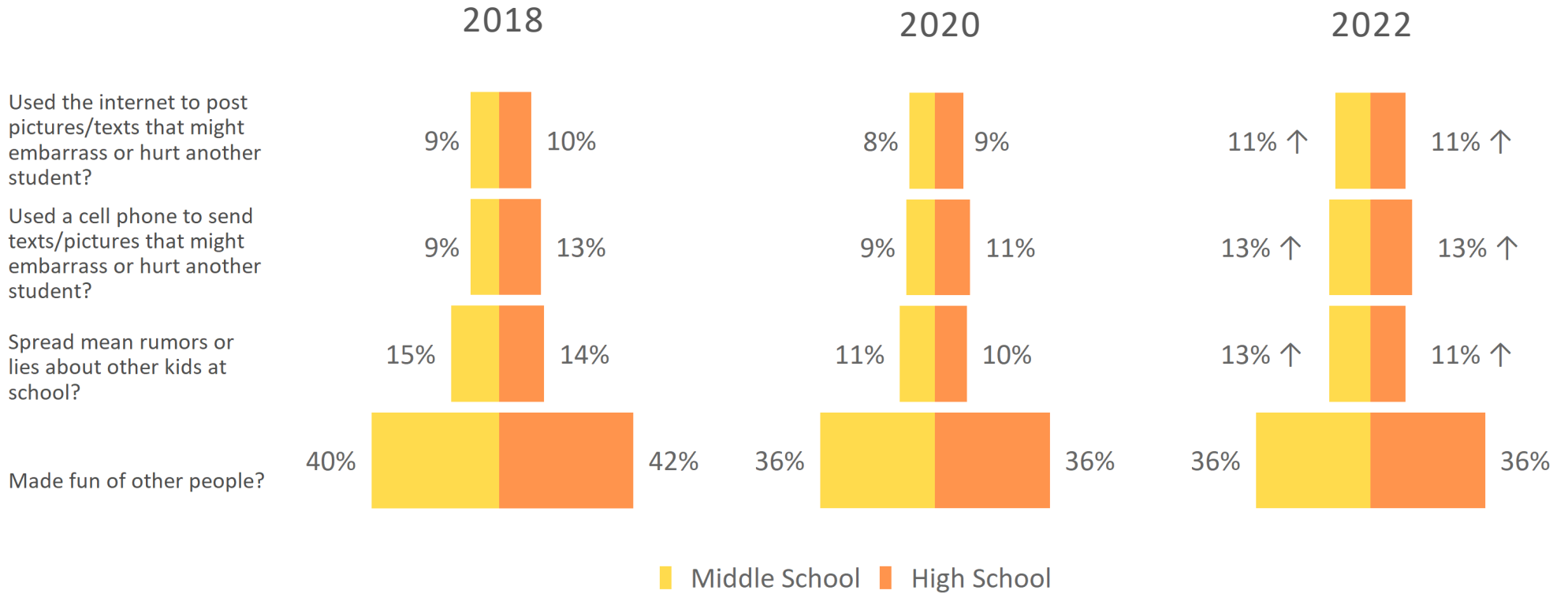
Compared to other substances, students report a low risk of harm with using marijuana, while risk for illegal drugs, prescription drugs, and tobacco remains above 70%.



↑ Statistically significant increase compared to RISS 2020
 ↓ Statistically significant decrease compared to RISS 2020

Perpetrating Bullying

In the last 3 months...



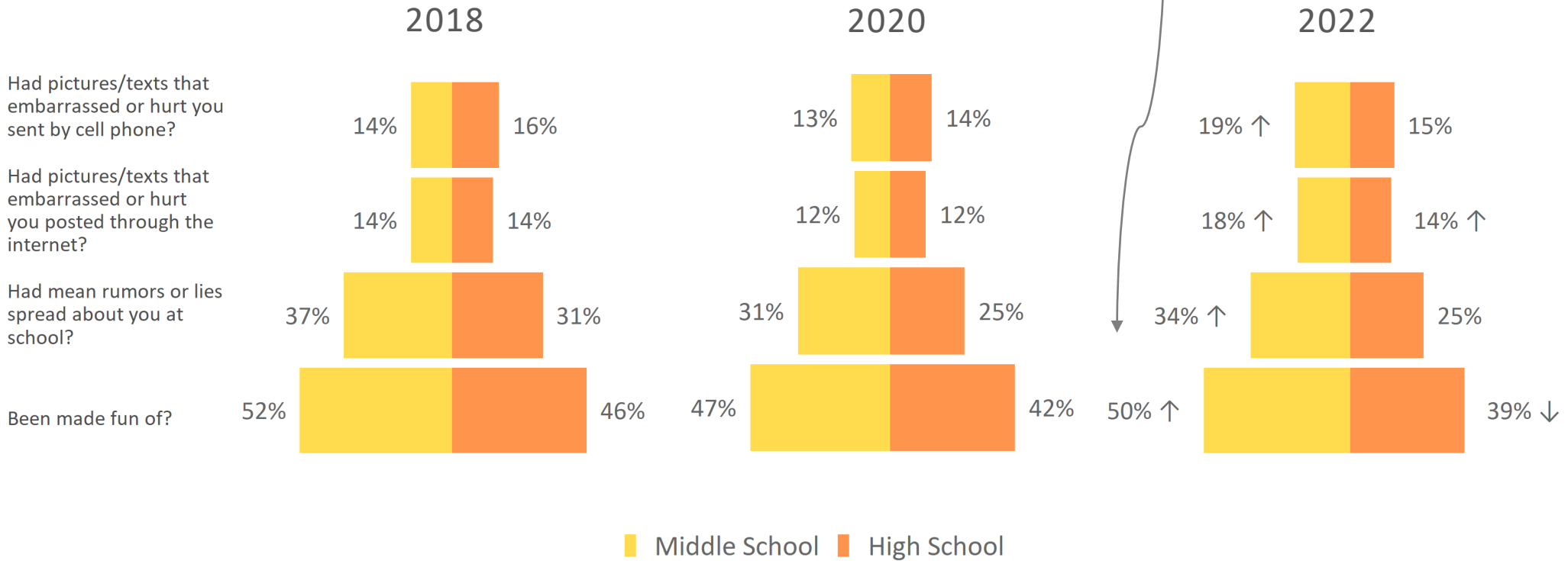
Rates of bullying are beginning to rise back up to pre-pandemic levels among all students, with cyberbullying in particular exceeding rates from 2018.



Experiencing Bullying

In the last 3 months...

Exactly half (50%) of middle school students reported being made fun of in 2022.



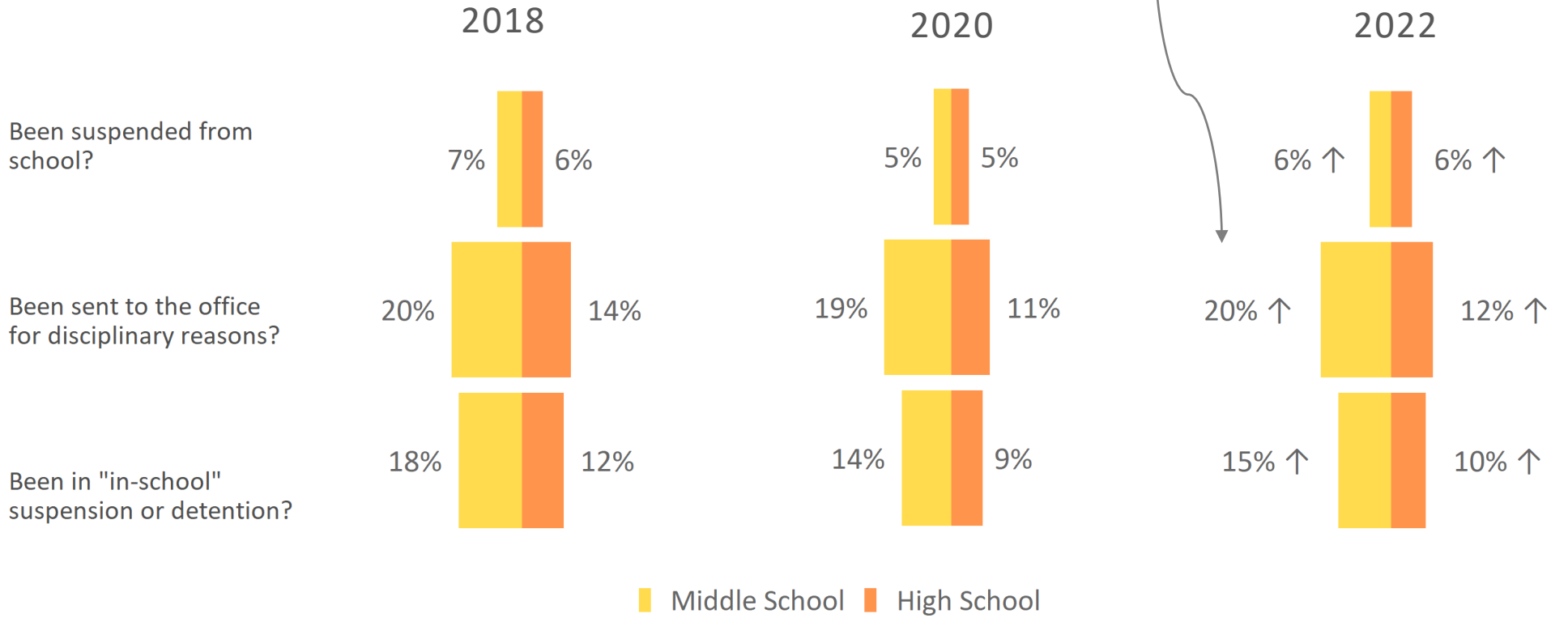
The percentage of middle school students experiencing bullying is rising back to pre-pandemic rates, with cyberbullying in particular exceeding rates from 2018.



Disciplinary Action

In the last 3 months...

20% of middle school students reported being sent to the office, compared to only 12% of high school students.

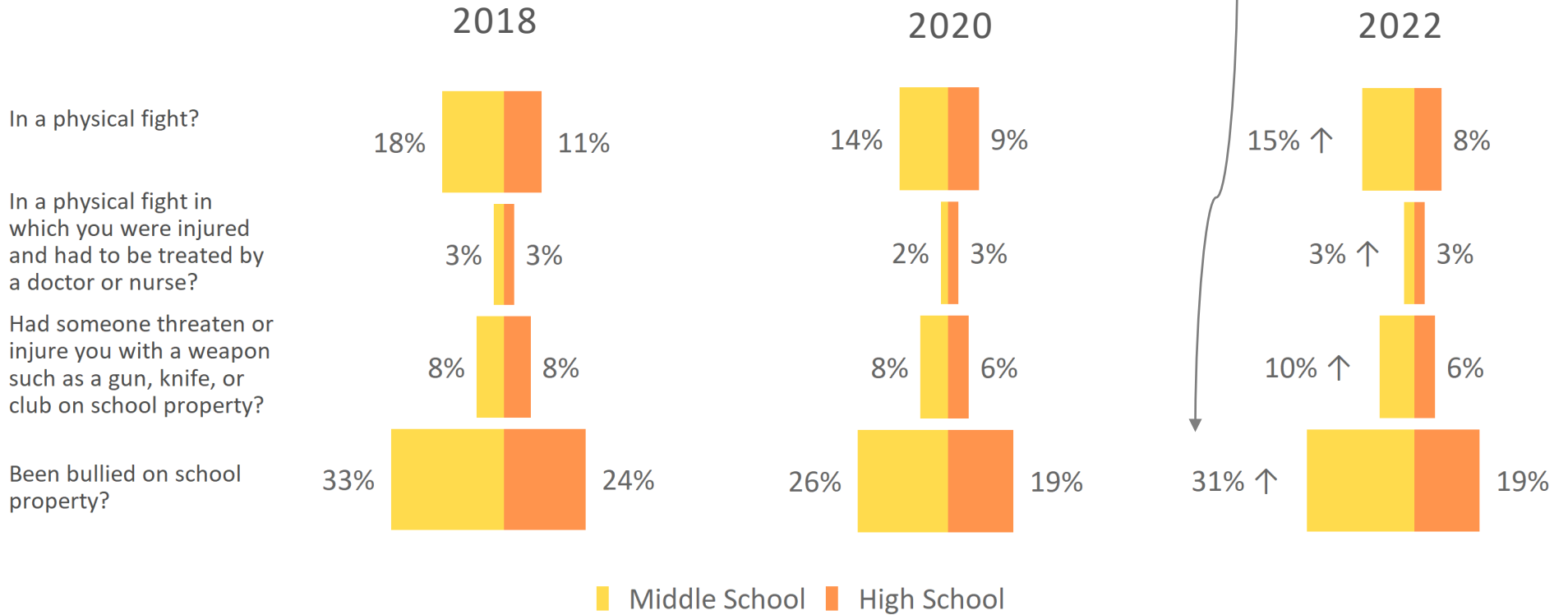


The percentage of students facing disciplinary action is beginning to rise back up to pre-pandemic levels, particularly among middle school students.

Physical Violence

In the last 3 months...

Just under 1/3 of middle school students reported being bullied on school property, compared to just 20% of high school students



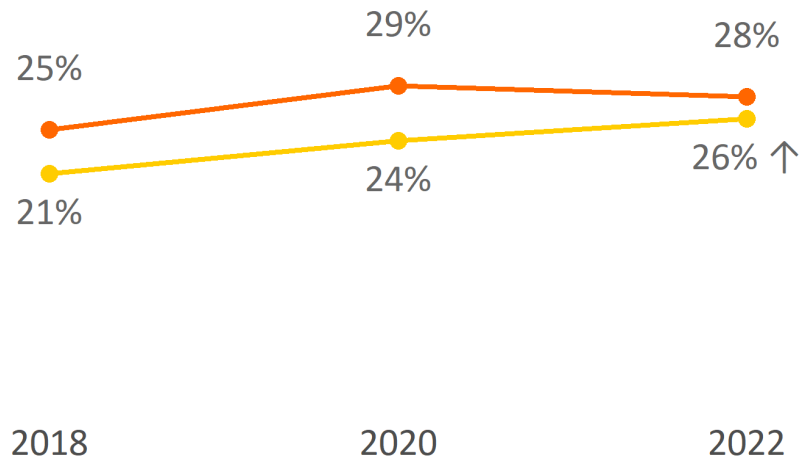
The percentage of students engaging in physical violence is beginning to rise to pre-pandemic levels among middle schoolers, while rates among high school students remains steady.



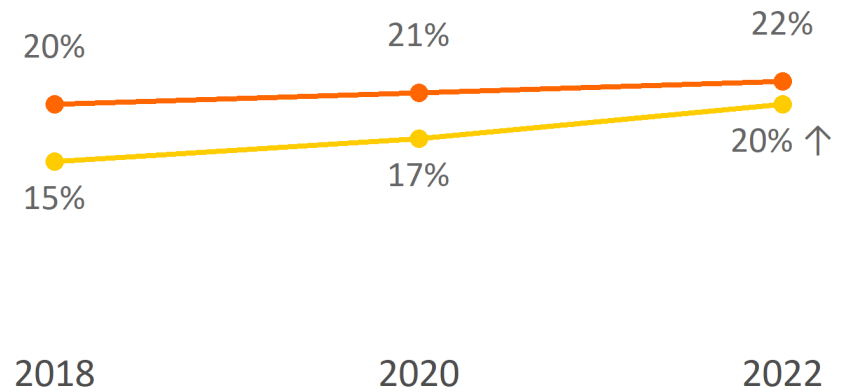
Mental Health

In the last 30 days...

Were you very sad?



Did you feel hopeless about the future?



● Middle School ● High School

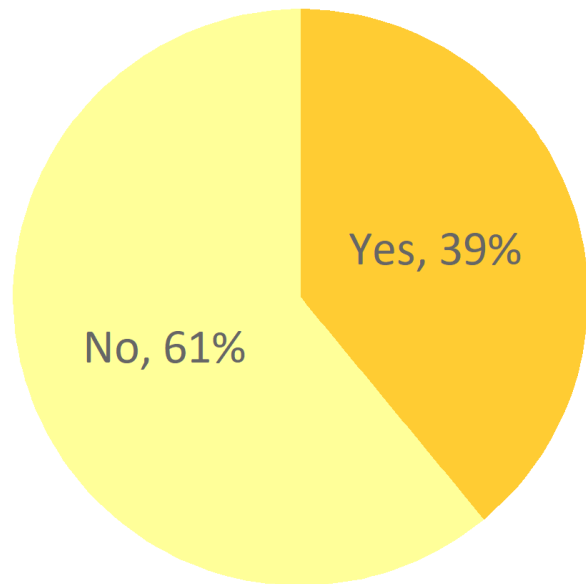
Compared to 2020, there was a statistically significant increase in negative feelings surrounding mental health among middle schoolers.



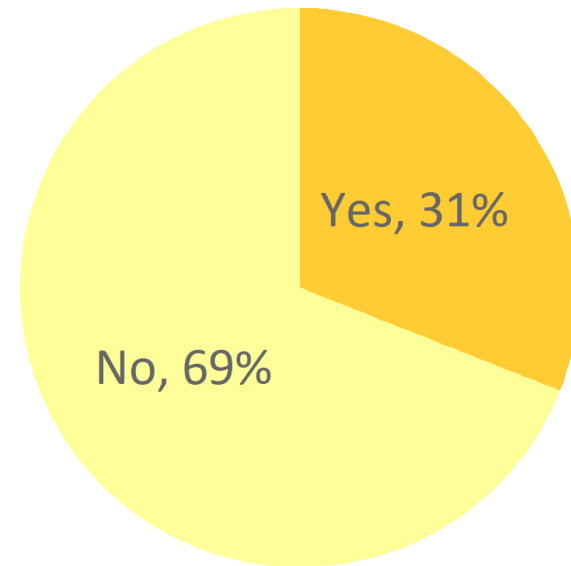
Mental Health - Pandemic

Percentage of middle school students who...

Struggled with mental health issues during the pandemic?



Talked with a school counselor either in-person or on zoom?

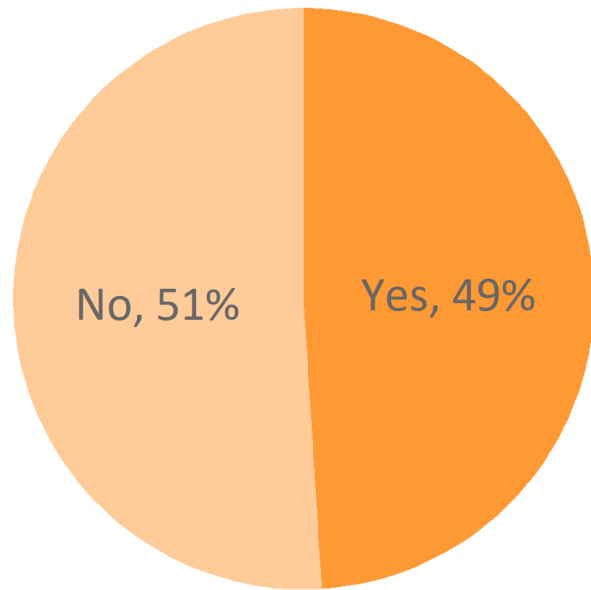


Of the 40% of middle school students who reported struggling with mental health, roughly 1/3 spoke with a school counselor.

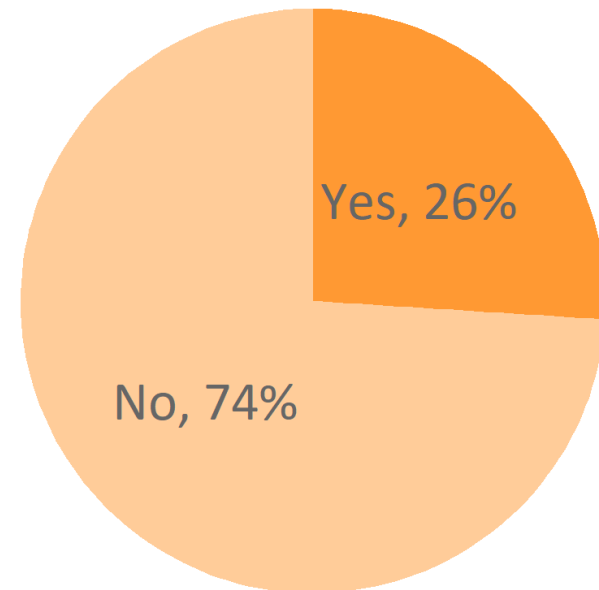
Mental Health - Pandemic

Percentage of high school students who...

Struggled with mental health issues during the pandemic?



Talked with a school counselor either in-person or on zoom?

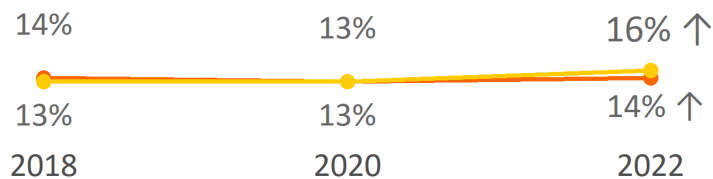


Among the 50% of high school students who reported struggling with mental health, only 25% spoke with a school counselor.

Suicide

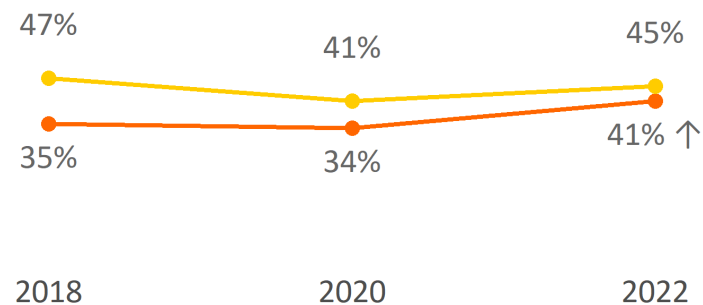
Among all students...

Number of students who have ever considered attempting suicide



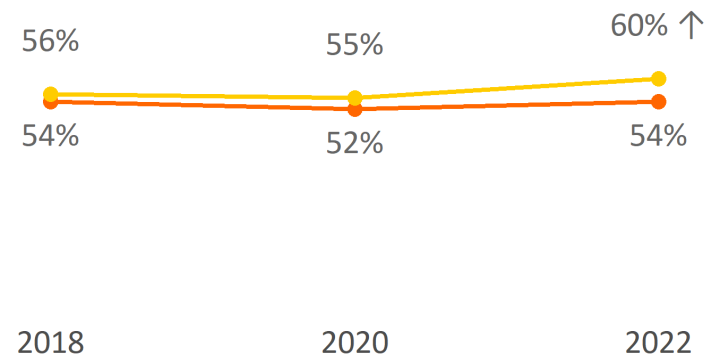
Among students who have ever considered attempting suicide...

Number of students who have ever attempted suicide



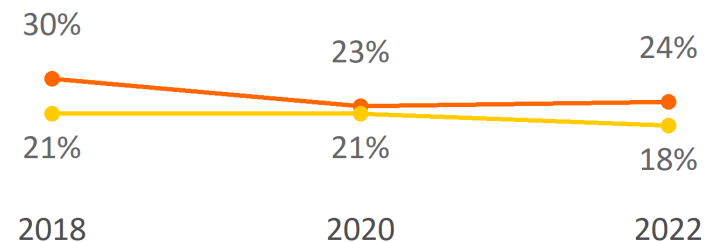
Among students who have ever considered attempting suicide...

Number of students who have ever made a plan about how they would attempt suicide



Among students who have ever attempted suicide...

Number of students who have ever attempted suicide which resulted in an injury, poisoning, or overdose that had to be treated by a doctor or nurse



● Middle School ● High School

Suicide rates have started rising back to pre-pandemic levels and have increased significantly among high school students compared to 2018.



Thank you!

The Rhode Island Department of Behavioral Healthcare, Developmental Disabilities and Hospitals would like to acknowledge the cooperation and effort of all the schools and students who participate in the Rhode Island Student Survey each administration year.



Dan McKee
Governor



Womazetta Jones
Secretary



Richard Charest
Director



Dr. Nicole Alexander-Scott
Director



Angelica Infante-Green
Commissioner,
RI Department of Education



Resource List

Substance Misuse

- <https://health.ri.gov/tobacco>
- <https://riprevention.org>
- <https://cadyinc.org/resources/get-the-facts/keeping-your-child-safe-around-prom-and-graduation-time/>
- <https://www.riprc.org/>
- <http://tobaccofree-ri.org/smoke-free-school-policy.htm>
- <http://tobaccofree-ri.org/local-ordinances.htm>
- <https://www.alcohol.org/teens/binge-drinking/>
- https://www.riprc.org/elearning/marijuana_adolescent_brain/#/
- <https://www.riprc.org/elearning/e-cigarettes/#/?k=m4kq44>
- <https://bhddh.ri.gov/prevention/prescription-drug-disposal-sites>
- <https://bhddh.ri.gov/substance-useaddiction/individual-and-family-information/help-opioid-dependence/community-based>

Bullying

- <https://stopbullying.gov>
- <https://www.glad.org/wp-content/uploads/2017/02/ride-transgender-students-guidance-6-7-16.pdf>
- <https://www.ride.ri.gov/studentsfamilies/healthsafety/socialemotionallearning.aspx>
- <https://www.ride.ri.gov/StudentsFamilies/HealthSafety/SchoolMentalWellnessResources.aspx>
- <https://www.ride.ri.gov/StudentsFamilies/HealthSafety/BullyingSchoolViolence.aspx>

Behavioral Health Crises/Depression/Suicidal Ideation

- <https://www.mentalhealthfirstaid.org/>
- <https://www.ride.ri.gov/StudentsFamilies/HealthSafety/EmergencyPreparedness.asp>
- <http://bit.ly/2LhcuUx>
- <https://changedirection.org>
- <https://docs.google.com/forms/d/e/1FAIpQLSfywK0KYI9wcTIHkciK5tI5Qp5hOHgRicISnjuJGwRGgqjVaQ/viewform>
- https://projectchildsafe.org/safety_kit_site/?safety_kit_state=rhode-island
- <https://health.ri.gov/violence/about/suicide/>
- <https://www.bhlink.org/>
- <https://learningforquality.org/login/>

Business

- <http://riprc.org>
- <https://recoveryfriendlyri.com/>
- <https://rrforum.org/>
- <http://tobaccofree-ri.org/policy-briefs.htm>
- <https://www.bhlink.org/>



Resource List

Education

- <https://health.ri.gov/tobacco>
- <https://cadyinc.org/resources/get-the-facts/keeping-your-child-safe-around-prom-and-graduation-time/>
- <https://www.glad.org/wp-content/uploads/2017/02/ride-transgender-students-guidance-6-7-16.pdf>
- <https://www.mentalhealthfirstaid.org/>
- <http://ride.ri.gov/StudentsFamilies/HealthSafety/EmergencyPreparedness.aspx>
- <http://bit.ly/2LhcuUx>
- <https://changedirection.org>
- <http://tobaccofree-ri.org/smoke-free-school-policy.htm>
- <https://www.bhlink.org/>
- <https://www.ride.ri.gov/studentsfamilies/healthsafety/sociallearning.aspx>
- <https://www.ride.ri.gov/StudentsFamilies/HealthSafety/SchoolMentalWellnessResources.aspx>

Safety

- <https://health.ri.gov/tobacco>
- <https://www.riprc.org/>
- <https://www.bhlink.org/>

Medical/Health

- <https://www.riprc.org/>
- <https://www.bhlink.org/>

Government

- <https://www.bhlink.org/>

Community/Family Supports

- <https://DrugFree.org>
- <http://riprc.org>
- https://vetoviolence.cdc.gov/apps/dating-matters-toolkit/?deliveryName=USCDC_1104-DM9553#/
- <https://learningforquality.org/login/>
- <https://strengtheningfamiliesri.blogspot.com/>
- <https://www.resthelps.org/>
- <https://www.bhlink.org/>